

**ILLINOIS DEPARTMENT OF PUBLIC HEALTH
AHERA THREE YEAR REINSPECTION
ASBESTOS PROGRAM
SCHOOL INFORMATION FORM**

THREE-YEAR REINSPECTION

Unit:
Building ID:

IDPH ID Number:

REPORT DATE:

Prepared for:
Chicago Public Schools
42 W. Madison Street
Chicago, IL 60602

Prepared by:
Carnow, Conibear and Associates

600 West Van Buren St., Ste 500

Chicago, IL, 60607

Phone (312) 762-2900

Fax (312) 782-5145

DO NOT REMOVE FROM SCHOOL
REQUIRED BY FEDERAL LAW

Mr. Eric Culbertson
Asbestos Program
Illinois Department of Public Health
525 West Jefferson Street
Springfield, Illinois 62761

Re: Chicago Public Schools - Three-Year Reinspections

Dear Mr.Culbertson:

Carnow, Conibear and Associates, Managing Environmental Consultant (MEC), conducted the Three-Year Reinspections and performed management plan updates for the Chicago Public Schools (CPS) facilities in Region 3, 4 Elementary Schools. Please update your records with the following information.

School District: 299	Unit:	Region: 04	IDPH ID:
School:			Building ID:
Address:			

Building Contact: Mayo, Jack Contact Phone: 7087526114

Current Building Owners: Chicago Public Schools

Reinspection Date:

Review Date:

Inspector: _____ Inspector IDPH License: _____
 Management Planner: _____ Management Planner IDPH License: _____

If you have any questions or comments, please contact us at (312) 762-2900

Sincerely,
Carnow, Conibear and Associates

Michael Serra

Environmental Notification to Occupants

To: Faculty, Staff and Parents
From: Chicago Public Schools
Date:

RE: , Unit

Dear Faculty, Staff and Parents,

This letter is to notify you that the asbestos three year re-inspection has been completed at , following the Federal Asbestos Hazard Emergency Response Act (AHERA), 40 CFR Part 763, Subpart E and is available for your review at the main office of the school.

Although asbestos-containing building materials have been identified at , there is no reason to believe that any threat to the health of students or staff exists at this time. CPS will continue to carefully monitor the condition of asbestos-containing building materials and if conditions warrant, all appropriate steps will be taken to maintain the health and safety of all building occupants.

If you have any questions regarding this matter or require additional information, please feel free to contact , the designated Local Education Authority's Designated Person at .

Table of Contents

- I. School and Inspection Information
- II. Executive Summary
- III. Methodology
- IV. Abatement History
- V. Reassessments and Recommendations
- VI. Conclusions

Table I: Inspector's Reinspection Findings

Table II: Management Planner's Review

APPENDICES:

- Appendix A: Assessment Sheets, Drawings and Photos
- Appendix B: Inspector and Management Planner Licenses
- Appendix C: Laboratory Accreditations
- Appendix D: Laboratory Results
- Appendix E: Chain of Custody Forms

SCHOOL AND INSPECTION INFORMATION

1. School Information

School: _____ Unit: _____ Region: 04
Address: _____
IDPH ID: _____ Building ID: _____
Contact: Mayo, Jack Phone: 7087526114

2. Description of Facility

Original Construction: 1904 Additional Construction: 1937
Total Square Footage: 146759 No of Floors: 3
Current Occupancy: _____

3. LEA Designated Person

Contact: _____ Phone: _____
Address: 42 West Madison Street
Chicago, IL 60602


4. Managing Environmental Consultant

MEC: Carnow, Conibear and Associates
Contact: Doug McCormick
Address 600 West Van Buren St., Ste 500
Chicago, IL 60607
Phone: (312) 762-2900 Fax: (312) 782-5145

5. Inspector

Inspector Name: _____


Inspector IDPH license #
Reinspection Date: _____

Signature: 
Date: _____

6. Management Planner

Management Planner Name: _____


Management Planner IDPH license #

Signature: 
Date: _____

7. Review Date:

8. LEA Designated Person's Acknowledgement

The reinspection report and recommendations have been received by me and appropriate action will be taken by the School District.

Signature: 
Name: _____ Date: _____

Unit :

Building:

II. EXECUTIVE SUMMARY

was retained by the Chicago Public Schools (CPS) to perform a three-year asbestos reinspection of the . This inspection was conducted in accordance with the United States Environmental Protection Agency (USEPA) Asbestos Hazard Emergency Response Act (AHERA) part 763.85 (b), and the ongoing Operations and Maintenance Program (O&M) originally designed in the School's Asbestos Management Plan. The purpose of this three-year reinspection is to record any condition changes in the asbestos-containing building material (ACBM) in the school since the previous three-year reinspection and the six-month periodic surveillance, to identify, assess, and include any Homogeneous Areas (HA) not identified in the Management Plan, and to recommend an appropriate response action to manage asbestos.

The inspector conducted a three-year reinspection of this facility under Illinois Department of Public Health (IDPH) school reinspection requirements and AHERA, sections 763.85 and 763.88. The main building and each addition to the main building, if constructed at different dates, were inspected separately. Laboratory accreditations are included in Appendix C, laboratory results are included in Appendix D, and chain of custody forms are included in Appendix E.

Note: During previous inspections, some of the HA(s) were identified together as 9" x 9" floor tile (FT), mastics assoc. with 9" x 9" FT, 12" x 12" FT, mastics assoc. with 12" x 12" FT, pipe insulation, etc. Some of these HA(s) have been re-identified by areas that are uniform in color, texture, construction date, application date, and general appearance.

The inspector has determined the following:

A. The following HAs have changed assessment categories for Building :

B. The following new homogenous areas have been identified for Building :

C. This reinspection covered only physically accessible and visible areas and materials that were identified in the LEA's management plan. The following materials were concealed and/or contained in areas that were inaccessible for sampling and have been classified as Assumed:

The following areas were deemed to be inaccessible:

Materials were also listed as "assumed" if they were in good condition and sampling was not conducted to avoid damage.

This reinspection was conducted by , IDPH License # . The Management Plan was updated by , IDPH License # . Inspector and Management Planner Licenses are included in Appendix B.

III. METHODOLOGY

Tasks performed on-site included the following:

1. Review current management plan, identify HA(s) and extract appropriate information.
2. Examine and verify abatement records.
3. Touch and visually and physically reinspect and reassess the condition of all friable known or assumed ACBM.
4. Touch and visually and physically reinspect all non-friable known or assumed ACBM to determine whether these materials have become friable since the last inspection or periodic surveillance.
5. Identify any condition changes that may affect Hazard ranking of known ACBM or Assumed ACBM, as well as any HA(s) that have become friable since the last reinspection.
6. Collect bulk samples from each newly discovered friable HA or previously assumed and submit for laboratory analysis.
7. Tabulate reinspection findings and submit for management planner review and recommendations with appropriate response actions based on the AHERA Damage Category of the ACBM.
8. Submit reinspection findings and management planner recommendations to the LEA within thirty (30) days for inclusion into the management plan.

IV. ABATEMENT HISTORY

The information collected from the existing management plan and inspection report(s) and from interviews with the school official revealed that the following asbestos abatement was conducted at the school since the previous Three year Reinspection.

Abatement Dates:

V. REASSESSMENTS AND RECOMMENDATIONS

The reassessments and recommendations are summarized in Tables I and II on the following pages. Detailed Hazard Assessment Sheets and Drawings and Photos (if applicable) are included in Appendix A.

VI. CONCLUSIONS

The Building Three-Year reinspection has been completed and response actions have been recommended for both friable and non-friable ACBM. A timely execution of the response actions recommended will enable the LEA and the Designated Person(s) to effectively manage the existing ACBM.

This three-year reinspection report should be inserted in the current Management plan at the CPS Central Office, and one (1) copy should be kept at the school for use when planning any renovation and/or demolition activities in areas where ACBM has been identified. Also, periodic surveillance documentation and any summary reports from any response actions that are executed at the school should be used to update the Management Plan.

III. METHODOLOGY

Tasks performed on-site included the following:

1. Review current management plan, identify HA(s) and extract appropriate information.
2. Examine and verify abatement records.
3. Touch and visually and physically reinspect and reassess the condition of all friable known or assumed ACBM.
4. Touch and visually and physically reinspect all non-friable known or assumed ACBM to determine whether these materials have become friable since the last inspection or periodic surveillance.
5. Identify any condition changes that may affect Hazard ranking of known ACBM or Assumed ACBM, as well as any HA(s) that have become friable since the last reinspection.
6. Collect bulk samples from each newly discovered friable HA or previously assumed and submit for laboratory analysis.
7. Tabulate reinspection findings and submit for management planner review and recommendations with appropriate response actions based on the AHERA Damage Category of the ACBM.
8. Submit reinspection findings and management planner recommendations to the LEA within thirty (30) days for inclusion into the management plan.

IV. ABATEMENT HISTORY

The information collected from the existing management plan and inspection report(s) and from interviews with the school official revealed that the following asbestos abatement was conducted at the school since the previous Three year Reinspection.

Abatement Dates:

V. REASSESSMENTS AND RECOMMENDATIONS

The reassessments and recommendations are summarized in Tables I and II on the following pages. Detailed Hazard Assessment Sheets and Drawings and Photos (if applicable) are included in Appendix A.

VI. CONCLUSIONS

The Building Three-Year reinspection has been completed and response actions have been recommended for both friable and non-friable ACBM. A timely execution of the response actions recommended will enable the LEA and the Designated Person(s) to effectively manage the existing ACBM.

This three-year reinspection report should be inserted in the current Management plan at the CPS Central Office, and one (1) copy should be kept at the school for use when planning any renovation and/or demolition activities in areas where ACBM has been identified. Also, periodic surveillance documentation and any summary reports from any response actions that are executed at the school should be used to update the Management Plan.

III. METHODOLOGY

Tasks performed on-site included the following:

1. Review current management plan, identify HA(s) and extract appropriate information.
2. Examine and verify abatement records.
3. Touch and visually and physically reinspect and reassess the condition of all friable known or assumed ACBM.
4. Touch and visually and physically reinspect all non-friable known or assumed ACBM to determine whether these materials have become friable since the last inspection or periodic surveillance.
5. Identify any condition changes that may affect Hazard ranking of known ACBM or Assumed ACBM, as well as any HA(s) that have become friable since the last reinspection.
6. Collect bulk samples from each newly discovered friable HA or previously assumed and submit for laboratory analysis.
7. Tabulate reinspection findings and submit for management planner review and recommendations with appropriate response actions based on the AHERA Damage Category of the ACBM.
8. Submit reinspection findings and management planner recommendations to the LEA within thirty (30) days for inclusion into the management plan.

IV. ABATEMENT HISTORY

The information collected from the existing management plan and inspection report(s) and from interviews with the school official revealed that the following asbestos abatement was conducted at the school since the previous Three year Reinspection.

Abatement Dates:

V. REASSESSMENTS AND RECOMMENDATIONS

The reassessments and recommendations are summarized in Tables I and II on the following pages. Detailed Hazard Assessment Sheets and Drawings and Photos (if applicable) are included in Appendix A.

VI. CONCLUSIONS

The Building Three-Year reinspection has been completed and response actions have been recommended for both friable and non-friable ACBM. A timely execution of the response actions recommended will enable the LEA and the Designated Person(s) to effectively manage the existing ACBM.

This three-year reinspection report should be inserted in the current Management plan at the CPS Central Office, and one (1) copy should be kept at the school for use when planning any renovation and/or demolition activities in areas where ACBM has been identified. Also, periodic surveillance documentation and any summary reports from any response actions that are executed at the school should be used to update the Management Plan.

III. METHODOLOGY

Tasks performed on-site included the following:

1. Review current management plan, identify HA(s) and extract appropriate information.
2. Examine and verify abatement records.
3. Touch and visually and physically reinspect and reassess the condition of all friable known or assumed ACBM.
4. Touch and visually and physically reinspect all non-friable known or assumed ACBM to determine whether these materials have become friable since the last inspection or periodic surveillance.
5. Identify any condition changes that may affect Hazard ranking of known ACBM or Assumed ACBM, as well as any HA(s) that have become friable since the last reinspection.
6. Collect bulk samples from each newly discovered friable HA or previously assumed and submit for laboratory analysis.
7. Tabulate reinspection findings and submit for management planner review and recommendations with appropriate response actions based on the AHERA Damage Category of the ACBM.
8. Submit reinspection findings and management planner recommendations to the LEA within thirty (30) days for inclusion into the management plan.

IV. ABATEMENT HISTORY

The information collected from the existing management plan and inspection report(s) and from interviews with the school official revealed that the following asbestos abatement was conducted at the school since the previous Three year Reinspection.

Abatement Dates:

V. REASSESSMENTS AND RECOMMENDATIONS

The reassessments and recommendations are summarized in Tables I and II on the following pages. Detailed Hazard Assessment Sheets and Drawings and Photos (if applicable) are included in Appendix A.

VI. CONCLUSIONS

The Building Three-Year reinspection has been completed and response actions have been recommended for both friable and non-friable ACBM. A timely execution of the response actions recommended will enable the LEA and the Designated Person(s) to effectively manage the existing ACBM.

This three-year reinspection report should be inserted in the current Management plan at the CPS Central Office, and one (1) copy should be kept at the school for use when planning any renovation and/or demolition activities in areas where ACBM has been identified. Also, periodic surveillance documentation and any summary reports from any response actions that are executed at the school should be used to update the Management Plan.

III. METHODOLOGY

Tasks performed on-site included the following:

1. Review current management plan, identify HA(s) and extract appropriate information.
2. Examine and verify abatement records.
3. Touch and visually and physically reinspect and reassess the condition of all friable known or assumed ACBM.
4. Touch and visually and physically reinspect all non-friable known or assumed ACBM to determine whether these materials have become friable since the last inspection or periodic surveillance.
5. Identify any condition changes that may affect Hazard ranking of known ACBM or Assumed ACBM, as well as any HA(s) that have become friable since the last reinspection.
6. Collect bulk samples from each newly discovered friable HA or previously assumed and submit for laboratory analysis.
7. Tabulate reinspection findings and submit for management planner review and recommendations with appropriate response actions based on the AHERA Damage Category of the ACBM.
8. Submit reinspection findings and management planner recommendations to the LEA within thirty (30) days for inclusion into the management plan.

IV. ABATEMENT HISTORY

The information collected from the existing management plan and inspection report(s) and from interviews with the school official revealed that the following asbestos abatement was conducted at the school since the previous Three year Reinspection.

Abatement Dates:

V. REASSESSMENTS AND RECOMMENDATIONS

The reassessments and recommendations are summarized in Tables I and II on the following pages. Detailed Hazard Assessment Sheets and Drawings and Photos (if applicable) are included in Appendix A.

VI. CONCLUSIONS

The Building Three-Year reinspection has been completed and response actions have been recommended for both friable and non-friable ACBM. A timely execution of the response actions recommended will enable the LEA and the Designated Person(s) to effectively manage the existing ACBM.

This three-year reinspection report should be inserted in the current Management plan at the CPS Central Office, and one (1) copy should be kept at the school for use when planning any renovation and/or demolition activities in areas where ACBM has been identified. Also, periodic surveillance documentation and any summary reports from any response actions that are executed at the school should be used to update the Management Plan.

III. METHODOLOGY

Tasks performed on-site included the following:

1. Review current management plan, identify HA(s) and extract appropriate information.
2. Examine and verify abatement records.
3. Touch and visually and physically reinspect and reassess the condition of all friable known or assumed ACBM.
4. Touch and visually and physically reinspect all non-friable known or assumed ACBM to determine whether these materials have become friable since the last inspection or periodic surveillance.
5. Identify any condition changes that may affect Hazard ranking of known ACBM or Assumed ACBM, as well as any HA(s) that have become friable since the last reinspection.
6. Collect bulk samples from each newly discovered friable HA or previously assumed and submit for laboratory analysis.
7. Tabulate reinspection findings and submit for management planner review and recommendations with appropriate response actions based on the AHERA Damage Category of the ACBM.
8. Submit reinspection findings and management planner recommendations to the LEA within thirty (30) days for inclusion into the management plan.

IV. ABATEMENT HISTORY

The information collected from the existing management plan and inspection report(s) and from interviews with the school official revealed that the following asbestos abatement was conducted at the school since the previous Three year Reinspection.

Abatement Dates:

V. REASSESSMENTS AND RECOMMENDATIONS

The reassessments and recommendations are summarized in Tables I and II on the following pages. Detailed Hazard Assessment Sheets and Drawings and Photos (if applicable) are included in Appendix A.

VI. CONCLUSIONS

The Building Three-Year reinspection has been completed and response actions have been recommended for both friable and non-friable ACBM. A timely execution of the response actions recommended will enable the LEA and the Designated Person(s) to effectively manage the existing ACBM.

This three-year reinspection report should be inserted in the current Management plan at the CPS Central Office, and one (1) copy should be kept at the school for use when planning any renovation and/or demolition activities in areas where ACBM has been identified. Also, periodic surveillance documentation and any summary reports from any response actions that are executed at the school should be used to update the Management Plan.

III. METHODOLOGY

Tasks performed on-site included the following:

1. Review current management plan, identify HA(s) and extract appropriate information.
2. Examine and verify abatement records.
3. Touch and visually and physically reinspect and reassess the condition of all friable known or assumed ACBM.
4. Touch and visually and physically reinspect all non-friable known or assumed ACBM to determine whether these materials have become friable since the last inspection or periodic surveillance.
5. Identify any condition changes that may affect Hazard ranking of known ACBM or Assumed ACBM, as well as any HA(s) that have become friable since the last reinspection.
6. Collect bulk samples from each newly discovered friable HA or previously assumed and submit for laboratory analysis.
7. Tabulate reinspection findings and submit for management planner review and recommendations with appropriate response actions based on the AHERA Damage Category of the ACBM.
8. Submit reinspection findings and management planner recommendations to the LEA within thirty (30) days for inclusion into the management plan.

IV. ABATEMENT HISTORY

The information collected from the existing management plan and inspection report(s) and from interviews with the school official revealed that the following asbestos abatement was conducted at the school since the previous Three year Reinspection.

Abatement Dates:

V. REASSESSMENTS AND RECOMMENDATIONS

The reassessments and recommendations are summarized in Tables I and II on the following pages. Detailed Hazard Assessment Sheets and Drawings and Photos (if applicable) are included in Appendix A.

VI. CONCLUSIONS

The Building Three-Year reinspection has been completed and response actions have been recommended for both friable and non-friable ACBM. A timely execution of the response actions recommended will enable the LEA and the Designated Person(s) to effectively manage the existing ACBM.

This three-year reinspection report should be inserted in the current Management plan at the CPS Central Office, and one (1) copy should be kept at the school for use when planning any renovation and/or demolition activities in areas where ACBM has been identified. Also, periodic surveillance documentation and any summary reports from any response actions that are executed at the school should be used to update the Management Plan.

III. METHODOLOGY

Tasks performed on-site included the following:

1. Review current management plan, identify HA(s) and extract appropriate information.
2. Examine and verify abatement records.
3. Touch and visually and physically reinspect and reassess the condition of all friable known or assumed ACBM.
4. Touch and visually and physically reinspect all non-friable known or assumed ACBM to determine whether these materials have become friable since the last inspection or periodic surveillance.
5. Identify any condition changes that may affect Hazard ranking of known ACBM or Assumed ACBM, as well as any HA(s) that have become friable since the last reinspection.
6. Collect bulk samples from each newly discovered friable HA or previously assumed and submit for laboratory analysis.
7. Tabulate reinspection findings and submit for management planner review and recommendations with appropriate response actions based on the AHERA Damage Category of the ACBM.
8. Submit reinspection findings and management planner recommendations to the LEA within thirty (30) days for inclusion into the management plan.

IV. ABATEMENT HISTORY

The information collected from the existing management plan and inspection report(s) and from interviews with the school official revealed that the following asbestos abatement was conducted at the school since the previous Three year Reinspection.

Abatement Dates:

V. REASSESSMENTS AND RECOMMENDATIONS

The reassessments and recommendations are summarized in Tables I and II on the following pages. Detailed Hazard Assessment Sheets and Drawings and Photos (if applicable) are included in Appendix A.

VI. CONCLUSIONS

The Building Three-Year reinspection has been completed and response actions have been recommended for both friable and non-friable ACBM. A timely execution of the response actions recommended will enable the LEA and the Designated Person(s) to effectively manage the existing ACBM.

This three-year reinspection report should be inserted in the current Management plan at the CPS Central Office, and one (1) copy should be kept at the school for use when planning any renovation and/or demolition activities in areas where ACBM has been identified. Also, periodic surveillance documentation and any summary reports from any response actions that are executed at the school should be used to update the Management Plan.

III. METHODOLOGY

Tasks performed on-site included the following:

1. Review current management plan, identify HA(s) and extract appropriate information.
2. Examine and verify abatement records.
3. Touch and visually and physically reinspect and reassess the condition of all friable known or assumed ACBM.
4. Touch and visually and physically reinspect all non-friable known or assumed ACBM to determine whether these materials have become friable since the last inspection or periodic surveillance.
5. Identify any condition changes that may affect Hazard ranking of known ACBM or Assumed ACBM, as well as any HA(s) that have become friable since the last reinspection.
6. Collect bulk samples from each newly discovered friable HA or previously assumed and submit for laboratory analysis.
7. Tabulate reinspection findings and submit for management planner review and recommendations with appropriate response actions based on the AHERA Damage Category of the ACBM.
8. Submit reinspection findings and management planner recommendations to the LEA within thirty (30) days for inclusion into the management plan.

IV. ABATEMENT HISTORY

The information collected from the existing management plan and inspection report(s) and from interviews with the school official revealed that the following asbestos abatement was conducted at the school since the previous Three year Reinspection.

Abatement Dates:

V. REASSESSMENTS AND RECOMMENDATIONS

The reassessments and recommendations are summarized in Tables I and II on the following pages. Detailed Hazard Assessment Sheets and Drawings and Photos (if applicable) are included in Appendix A.

VI. CONCLUSIONS

The Building Three-Year reinspection has been completed and response actions have been recommended for both friable and non-friable ACBM. A timely execution of the response actions recommended will enable the LEA and the Designated Person(s) to effectively manage the existing ACBM.

This three-year reinspection report should be inserted in the current Management plan at the CPS Central Office, and one (1) copy should be kept at the school for use when planning any renovation and/or demolition activities in areas where ACBM has been identified. Also, periodic surveillance documentation and any summary reports from any response actions that are executed at the school should be used to update the Management Plan.

III. METHODOLOGY

Tasks performed on-site included the following:

1. Review current management plan, identify HA(s) and extract appropriate information.
2. Examine and verify abatement records.
3. Touch and visually and physically reinspect and reassess the condition of all friable known or assumed ACBM.
4. Touch and visually and physically reinspect all non-friable known or assumed ACBM to determine whether these materials have become friable since the last inspection or periodic surveillance.
5. Identify any condition changes that may affect Hazard ranking of known ACBM or Assumed ACBM, as well as any HA(s) that have become friable since the last reinspection.
6. Collect bulk samples from each newly discovered friable HA or previously assumed and submit for laboratory analysis.
7. Tabulate reinspection findings and submit for management planner review and recommendations with appropriate response actions based on the AHERA Damage Category of the ACBM.
8. Submit reinspection findings and management planner recommendations to the LEA within thirty (30) days for inclusion into the management plan.

IV. ABATEMENT HISTORY

The information collected from the existing management plan and inspection report(s) and from interviews with the school official revealed that the following asbestos abatement was conducted at the school since the previous Three year Reinspection.

Abatement Dates:

V. REASSESSMENTS AND RECOMMENDATIONS

The reassessments and recommendations are summarized in Tables I and II on the following pages. Detailed Hazard Assessment Sheets and Drawings and Photos (if applicable) are included in Appendix A.

VI. CONCLUSIONS

The Building Three-Year reinspection has been completed and response actions have been recommended for both friable and non-friable ACBM. A timely execution of the response actions recommended will enable the LEA and the Designated Person(s) to effectively manage the existing ACBM.

This three-year reinspection report should be inserted in the current Management plan at the CPS Central Office, and one (1) copy should be kept at the school for use when planning any renovation and/or demolition activities in areas where ACBM has been identified. Also, periodic surveillance documentation and any summary reports from any response actions that are executed at the school should be used to update the Management Plan.

III. METHODOLOGY

Tasks performed on-site included the following:

1. Review current management plan, identify HA(s) and extract appropriate information.
2. Examine and verify abatement records.
3. Touch and visually and physically reinspect and reassess the condition of all friable known or assumed ACBM.
4. Touch and visually and physically reinspect all non-friable known or assumed ACBM to determine whether these materials have become friable since the last inspection or periodic surveillance.
5. Identify any condition changes that may affect Hazard ranking of known ACBM or Assumed ACBM, as well as any HA(s) that have become friable since the last reinspection.
6. Collect bulk samples from each newly discovered friable HA or previously assumed and submit for laboratory analysis.
7. Tabulate reinspection findings and submit for management planner review and recommendations with appropriate response actions based on the AHERA Damage Category of the ACBM.
8. Submit reinspection findings and management planner recommendations to the LEA within thirty (30) days for inclusion into the management plan.

IV. ABATEMENT HISTORY

The information collected from the existing management plan and inspection report(s) and from interviews with the school official revealed that the following asbestos abatement was conducted at the school since the previous Three year Reinspection.

Abatement Dates:

V. REASSESSMENTS AND RECOMMENDATIONS

The reassessments and recommendations are summarized in Tables I and II on the following pages. Detailed Hazard Assessment Sheets and Drawings and Photos (if applicable) are included in Appendix A.

VI. CONCLUSIONS

The Building Three-Year reinspection has been completed and response actions have been recommended for both friable and non-friable ACBM. A timely execution of the response actions recommended will enable the LEA and the Designated Person(s) to effectively manage the existing ACBM.

This three-year reinspection report should be inserted in the current Management plan at the CPS Central Office, and one (1) copy should be kept at the school for use when planning any renovation and/or demolition activities in areas where ACBM has been identified. Also, periodic surveillance documentation and any summary reports from any response actions that are executed at the school should be used to update the Management Plan.

III. METHODOLOGY

Tasks performed on-site included the following:

1. Review current management plan, identify HA(s) and extract appropriate information.
2. Examine and verify abatement records.
3. Touch and visually and physically reinspect and reassess the condition of all friable known or assumed ACBM.
4. Touch and visually and physically reinspect all non-friable known or assumed ACBM to determine whether these materials have become friable since the last inspection or periodic surveillance.
5. Identify any condition changes that may affect Hazard ranking of known ACBM or Assumed ACBM, as well as any HA(s) that have become friable since the last reinspection.
6. Collect bulk samples from each newly discovered friable HA or previously assumed and submit for laboratory analysis.
7. Tabulate reinspection findings and submit for management planner review and recommendations with appropriate response actions based on the AHERA Damage Category of the ACBM.
8. Submit reinspection findings and management planner recommendations to the LEA within thirty (30) days for inclusion into the management plan.

IV. ABATEMENT HISTORY

The information collected from the existing management plan and inspection report(s) and from interviews with the school official revealed that the following asbestos abatement was conducted at the school since the previous Three year Reinspection.

Abatement Dates:

V. REASSESSMENTS AND RECOMMENDATIONS

The reassessments and recommendations are summarized in Tables I and II on the following pages. Detailed Hazard Assessment Sheets and Drawings and Photos (if applicable) are included in Appendix A.

VI. CONCLUSIONS

The Building Three-Year reinspection has been completed and response actions have been recommended for both friable and non-friable ACBM. A timely execution of the response actions recommended will enable the LEA and the Designated Person(s) to effectively manage the existing ACBM.

This three-year reinspection report should be inserted in the current Management plan at the CPS Central Office, and one (1) copy should be kept at the school for use when planning any renovation and/or demolition activities in areas where ACBM has been identified. Also, periodic surveillance documentation and any summary reports from any response actions that are executed at the school should be used to update the Management Plan.

III. METHODOLOGY

Tasks performed on-site included the following:

1. Review current management plan, identify HA(s) and extract appropriate information.
2. Examine and verify abatement records.
3. Touch and visually and physically reinspect and reassess the condition of all friable known or assumed ACBM.
4. Touch and visually and physically reinspect all non-friable known or assumed ACBM to determine whether these materials have become friable since the last inspection or periodic surveillance.
5. Identify any condition changes that may affect Hazard ranking of known ACBM or Assumed ACBM, as well as any HA(s) that have become friable since the last reinspection.
6. Collect bulk samples from each newly discovered friable HA or previously assumed and submit for laboratory analysis.
7. Tabulate reinspection findings and submit for management planner review and recommendations with appropriate response actions based on the AHERA Damage Category of the ACBM.
8. Submit reinspection findings and management planner recommendations to the LEA within thirty (30) days for inclusion into the management plan.

IV. ABATEMENT HISTORY

The information collected from the existing management plan and inspection report(s) and from interviews with the school official revealed that the following asbestos abatement was conducted at the school since the previous Three year Reinspection.

Abatement Dates:

V. REASSESSMENTS AND RECOMMENDATIONS

The reassessments and recommendations are summarized in Tables I and II on the following pages. Detailed Hazard Assessment Sheets and Drawings and Photos (if applicable) are included in Appendix A.

VI. CONCLUSIONS

The Building Three-Year reinspection has been completed and response actions have been recommended for both friable and non-friable ACBM. A timely execution of the response actions recommended will enable the LEA and the Designated Person(s) to effectively manage the existing ACBM.

This three-year reinspection report should be inserted in the current Management plan at the CPS Central Office, and one (1) copy should be kept at the school for use when planning any renovation and/or demolition activities in areas where ACBM has been identified. Also, periodic surveillance documentation and any summary reports from any response actions that are executed at the school should be used to update the Management Plan.

III. METHODOLOGY

Tasks performed on-site included the following:

1. Review current management plan, identify HA(s) and extract appropriate information.
2. Examine and verify abatement records.
3. Touch and visually and physically reinspect and reassess the condition of all friable known or assumed ACBM.
4. Touch and visually and physically reinspect all non-friable known or assumed ACBM to determine whether these materials have become friable since the last inspection or periodic surveillance.
5. Identify any condition changes that may affect Hazard ranking of known ACBM or Assumed ACBM, as well as any HA(s) that have become friable since the last reinspection.
6. Collect bulk samples from each newly discovered friable HA or previously assumed and submit for laboratory analysis.
7. Tabulate reinspection findings and submit for management planner review and recommendations with appropriate response actions based on the AHERA Damage Category of the ACBM.
8. Submit reinspection findings and management planner recommendations to the LEA within thirty (30) days for inclusion into the management plan.

IV. ABATEMENT HISTORY

The information collected from the existing management plan and inspection report(s) and from interviews with the school official revealed that the following asbestos abatement was conducted at the school since the previous Three year Reinspection.

Abatement Dates:

V. REASSESSMENTS AND RECOMMENDATIONS

The reassessments and recommendations are summarized in Tables I and II on the following pages. Detailed Hazard Assessment Sheets and Drawings and Photos (if applicable) are included in Appendix A.

VI. CONCLUSIONS

The Building Three-Year reinspection has been completed and response actions have been recommended for both friable and non-friable ACBM. A timely execution of the response actions recommended will enable the LEA and the Designated Person(s) to effectively manage the existing ACBM.

This three-year reinspection report should be inserted in the current Management plan at the CPS Central Office, and one (1) copy should be kept at the school for use when planning any renovation and/or demolition activities in areas where ACBM has been identified. Also, periodic surveillance documentation and any summary reports from any response actions that are executed at the school should be used to update the Management Plan.

III. METHODOLOGY

Tasks performed on-site included the following:

1. Review current management plan, identify HA(s) and extract appropriate information.
2. Examine and verify abatement records.
3. Touch and visually and physically reinspect and reassess the condition of all friable known or assumed ACBM.
4. Touch and visually and physically reinspect all non-friable known or assumed ACBM to determine whether these materials have become friable since the last inspection or periodic surveillance.
5. Identify any condition changes that may affect Hazard ranking of known ACBM or Assumed ACBM, as well as any HA(s) that have become friable since the last reinspection.
6. Collect bulk samples from each newly discovered friable HA or previously assumed and submit for laboratory analysis.
7. Tabulate reinspection findings and submit for management planner review and recommendations with appropriate response actions based on the AHERA Damage Category of the ACBM.
8. Submit reinspection findings and management planner recommendations to the LEA within thirty (30) days for inclusion into the management plan.

IV. ABATEMENT HISTORY

The information collected from the existing management plan and inspection report(s) and from interviews with the school official revealed that the following asbestos abatement was conducted at the school since the previous Three year Reinspection.

Abatement Dates:

V. REASSESSMENTS AND RECOMMENDATIONS

The reassessments and recommendations are summarized in Tables I and II on the following pages. Detailed Hazard Assessment Sheets and Drawings and Photos (if applicable) are included in Appendix A.

VI. CONCLUSIONS

The Building Three-Year reinspection has been completed and response actions have been recommended for both friable and non-friable ACBM. A timely execution of the response actions recommended will enable the LEA and the Designated Person(s) to effectively manage the existing ACBM.

This three-year reinspection report should be inserted in the current Management plan at the CPS Central Office, and one (1) copy should be kept at the school for use when planning any renovation and/or demolition activities in areas where ACBM has been identified. Also, periodic surveillance documentation and any summary reports from any response actions that are executed at the school should be used to update the Management Plan.

III. METHODOLOGY

Tasks performed on-site included the following:

1. Review current management plan, identify HA(s) and extract appropriate information.
2. Examine and verify abatement records.
3. Touch and visually and physically reinspect and reassess the condition of all friable known or assumed ACBM.
4. Touch and visually and physically reinspect all non-friable known or assumed ACBM to determine whether these materials have become friable since the last inspection or periodic surveillance.
5. Identify any condition changes that may affect Hazard ranking of known ACBM or Assumed ACBM, as well as any HA(s) that have become friable since the last reinspection.
6. Collect bulk samples from each newly discovered friable HA or previously assumed and submit for laboratory analysis.
7. Tabulate reinspection findings and submit for management planner review and recommendations with appropriate response actions based on the AHERA Damage Category of the ACBM.
8. Submit reinspection findings and management planner recommendations to the LEA within thirty (30) days for inclusion into the management plan.

IV. ABATEMENT HISTORY

The information collected from the existing management plan and inspection report(s) and from interviews with the school official revealed that the following asbestos abatement was conducted at the school since the previous Three year Reinspection.

Abatement Dates:

V. REASSESSMENTS AND RECOMMENDATIONS

The reassessments and recommendations are summarized in Tables I and II on the following pages. Detailed Hazard Assessment Sheets and Drawings and Photos (if applicable) are included in Appendix A.

VI. CONCLUSIONS

The Building Three-Year reinspection has been completed and response actions have been recommended for both friable and non-friable ACBM. A timely execution of the response actions recommended will enable the LEA and the Designated Person(s) to effectively manage the existing ACBM.

This three-year reinspection report should be inserted in the current Management plan at the CPS Central Office, and one (1) copy should be kept at the school for use when planning any renovation and/or demolition activities in areas where ACBM has been identified. Also, periodic surveillance documentation and any summary reports from any response actions that are executed at the school should be used to update the Management Plan.

III. METHODOLOGY

Tasks performed on-site included the following:

1. Review current management plan, identify HA(s) and extract appropriate information.
2. Examine and verify abatement records.
3. Touch and visually and physically reinspect and reassess the condition of all friable known or assumed ACBM.
4. Touch and visually and physically reinspect all non-friable known or assumed ACBM to determine whether these materials have become friable since the last inspection or periodic surveillance.
5. Identify any condition changes that may affect Hazard ranking of known ACBM or Assumed ACBM, as well as any HA(s) that have become friable since the last reinspection.
6. Collect bulk samples from each newly discovered friable HA or previously assumed and submit for laboratory analysis.
7. Tabulate reinspection findings and submit for management planner review and recommendations with appropriate response actions based on the AHERA Damage Category of the ACBM.
8. Submit reinspection findings and management planner recommendations to the LEA within thirty (30) days for inclusion into the management plan.

IV. ABATEMENT HISTORY

The information collected from the existing management plan and inspection report(s) and from interviews with the school official revealed that the following asbestos abatement was conducted at the school since the previous Three year Reinspection.

Abatement Dates:

V. REASSESSMENTS AND RECOMMENDATIONS

The reassessments and recommendations are summarized in Tables I and II on the following pages. Detailed Hazard Assessment Sheets and Drawings and Photos (if applicable) are included in Appendix A.

VI. CONCLUSIONS

The Building Three-Year reinspection has been completed and response actions have been recommended for both friable and non-friable ACBM. A timely execution of the response actions recommended will enable the LEA and the Designated Person(s) to effectively manage the existing ACBM.

This three-year reinspection report should be inserted in the current Management plan at the CPS Central Office, and one (1) copy should be kept at the school for use when planning any renovation and/or demolition activities in areas where ACBM has been identified. Also, periodic surveillance documentation and any summary reports from any response actions that are executed at the school should be used to update the Management Plan.

III. METHODOLOGY

Tasks performed on-site included the following:

1. Review current management plan, identify HA(s) and extract appropriate information.
2. Examine and verify abatement records.
3. Touch and visually and physically reinspect and reassess the condition of all friable known or assumed ACBM.
4. Touch and visually and physically reinspect all non-friable known or assumed ACBM to determine whether these materials have become friable since the last inspection or periodic surveillance.
5. Identify any condition changes that may affect Hazard ranking of known ACBM or Assumed ACBM, as well as any HA(s) that have become friable since the last reinspection.
6. Collect bulk samples from each newly discovered friable HA or previously assumed and submit for laboratory analysis.
7. Tabulate reinspection findings and submit for management planner review and recommendations with appropriate response actions based on the AHERA Damage Category of the ACBM.
8. Submit reinspection findings and management planner recommendations to the LEA within thirty (30) days for inclusion into the management plan.

IV. ABATEMENT HISTORY

The information collected from the existing management plan and inspection report(s) and from interviews with the school official revealed that the following asbestos abatement was conducted at the school since the previous Three year Reinspection.

Abatement Dates:

V. REASSESSMENTS AND RECOMMENDATIONS

The reassessments and recommendations are summarized in Tables I and II on the following pages. Detailed Hazard Assessment Sheets and Drawings and Photos (if applicable) are included in Appendix A.

VI. CONCLUSIONS

The Building Three-Year reinspection has been completed and response actions have been recommended for both friable and non-friable ACBM. A timely execution of the response actions recommended will enable the LEA and the Designated Person(s) to effectively manage the existing ACBM.

This three-year reinspection report should be inserted in the current Management plan at the CPS Central Office, and one (1) copy should be kept at the school for use when planning any renovation and/or demolition activities in areas where ACBM has been identified. Also, periodic surveillance documentation and any summary reports from any response actions that are executed at the school should be used to update the Management Plan.

III. METHODOLOGY

Tasks performed on-site included the following:

1. Review current management plan, identify HA(s) and extract appropriate information.
2. Examine and verify abatement records.
3. Touch and visually and physically reinspect and reassess the condition of all friable known or assumed ACBM.
4. Touch and visually and physically reinspect all non-friable known or assumed ACBM to determine whether these materials have become friable since the last inspection or periodic surveillance.
5. Identify any condition changes that may affect Hazard ranking of known ACBM or Assumed ACBM, as well as any HA(s) that have become friable since the last reinspection.
6. Collect bulk samples from each newly discovered friable HA or previously assumed and submit for laboratory analysis.
7. Tabulate reinspection findings and submit for management planner review and recommendations with appropriate response actions based on the AHERA Damage Category of the ACBM.
8. Submit reinspection findings and management planner recommendations to the LEA within thirty (30) days for inclusion into the management plan.

IV. ABATEMENT HISTORY

The information collected from the existing management plan and inspection report(s) and from interviews with the school official revealed that the following asbestos abatement was conducted at the school since the previous Three year Reinspection.

Abatement Dates:

V. REASSESSMENTS AND RECOMMENDATIONS

The reassessments and recommendations are summarized in Tables I and II on the following pages. Detailed Hazard Assessment Sheets and Drawings and Photos (if applicable) are included in Appendix A.

VI. CONCLUSIONS

The Building Three-Year reinspection has been completed and response actions have been recommended for both friable and non-friable ACBM. A timely execution of the response actions recommended will enable the LEA and the Designated Person(s) to effectively manage the existing ACBM.

This three-year reinspection report should be inserted in the current Management plan at the CPS Central Office, and one (1) copy should be kept at the school for use when planning any renovation and/or demolition activities in areas where ACBM has been identified. Also, periodic surveillance documentation and any summary reports from any response actions that are executed at the school should be used to update the Management Plan.

III. METHODOLOGY

Tasks performed on-site included the following:

1. Review current management plan, identify HA(s) and extract appropriate information.
2. Examine and verify abatement records.
3. Touch and visually and physically reinspect and reassess the condition of all friable known or assumed ACBM.
4. Touch and visually and physically reinspect all non-friable known or assumed ACBM to determine whether these materials have become friable since the last inspection or periodic surveillance.
5. Identify any condition changes that may affect Hazard ranking of known ACBM or Assumed ACBM, as well as any HA(s) that have become friable since the last reinspection.
6. Collect bulk samples from each newly discovered friable HA or previously assumed and submit for laboratory analysis.
7. Tabulate reinspection findings and submit for management planner review and recommendations with appropriate response actions based on the AHERA Damage Category of the ACBM.
8. Submit reinspection findings and management planner recommendations to the LEA within thirty (30) days for inclusion into the management plan.

IV. ABATEMENT HISTORY

The information collected from the existing management plan and inspection report(s) and from interviews with the school official revealed that the following asbestos abatement was conducted at the school since the previous Three year Reinspection.

Abatement Dates:

V. REASSESSMENTS AND RECOMMENDATIONS

The reassessments and recommendations are summarized in Tables I and II on the following pages. Detailed Hazard Assessment Sheets and Drawings and Photos (if applicable) are included in Appendix A.

VI. CONCLUSIONS

The Building Three-Year reinspection has been completed and response actions have been recommended for both friable and non-friable ACBM. A timely execution of the response actions recommended will enable the LEA and the Designated Person(s) to effectively manage the existing ACBM.

This three-year reinspection report should be inserted in the current Management plan at the CPS Central Office, and one (1) copy should be kept at the school for use when planning any renovation and/or demolition activities in areas where ACBM has been identified. Also, periodic surveillance documentation and any summary reports from any response actions that are executed at the school should be used to update the Management Plan.

III. METHODOLOGY

Tasks performed on-site included the following:

1. Review current management plan, identify HA(s) and extract appropriate information.
2. Examine and verify abatement records.
3. Touch and visually and physically reinspect and reassess the condition of all friable known or assumed ACBM.
4. Touch and visually and physically reinspect all non-friable known or assumed ACBM to determine whether these materials have become friable since the last inspection or periodic surveillance.
5. Identify any condition changes that may affect Hazard ranking of known ACBM or Assumed ACBM, as well as any HA(s) that have become friable since the last reinspection.
6. Collect bulk samples from each newly discovered friable HA or previously assumed and submit for laboratory analysis.
7. Tabulate reinspection findings and submit for management planner review and recommendations with appropriate response actions based on the AHERA Damage Category of the ACBM.
8. Submit reinspection findings and management planner recommendations to the LEA within thirty (30) days for inclusion into the management plan.

IV. ABATEMENT HISTORY

The information collected from the existing management plan and inspection report(s) and from interviews with the school official revealed that the following asbestos abatement was conducted at the school since the previous Three year Reinspection.

Abatement Dates:

V. REASSESSMENTS AND RECOMMENDATIONS

The reassessments and recommendations are summarized in Tables I and II on the following pages. Detailed Hazard Assessment Sheets and Drawings and Photos (if applicable) are included in Appendix A.

VI. CONCLUSIONS

The Building Three-Year reinspection has been completed and response actions have been recommended for both friable and non-friable ACBM. A timely execution of the response actions recommended will enable the LEA and the Designated Person(s) to effectively manage the existing ACBM.

This three-year reinspection report should be inserted in the current Management plan at the CPS Central Office, and one (1) copy should be kept at the school for use when planning any renovation and/or demolition activities in areas where ACBM has been identified. Also, periodic surveillance documentation and any summary reports from any response actions that are executed at the school should be used to update the Management Plan.

III. METHODOLOGY

Tasks performed on-site included the following:

1. Review current management plan, identify HA(s) and extract appropriate information.
2. Examine and verify abatement records.
3. Touch and visually and physically reinspect and reassess the condition of all friable known or assumed ACBM.
4. Touch and visually and physically reinspect all non-friable known or assumed ACBM to determine whether these materials have become friable since the last inspection or periodic surveillance.
5. Identify any condition changes that may affect Hazard ranking of known ACBM or Assumed ACBM, as well as any HA(s) that have become friable since the last reinspection.
6. Collect bulk samples from each newly discovered friable HA or previously assumed and submit for laboratory analysis.
7. Tabulate reinspection findings and submit for management planner review and recommendations with appropriate response actions based on the AHERA Damage Category of the ACBM.
8. Submit reinspection findings and management planner recommendations to the LEA within thirty (30) days for inclusion into the management plan.

IV. ABATEMENT HISTORY

The information collected from the existing management plan and inspection report(s) and from interviews with the school official revealed that the following asbestos abatement was conducted at the school since the previous Three year Reinspection.

Abatement Dates:

V. REASSESSMENTS AND RECOMMENDATIONS

The reassessments and recommendations are summarized in Tables I and II on the following pages. Detailed Hazard Assessment Sheets and Drawings and Photos (if applicable) are included in Appendix A.

VI. CONCLUSIONS

The Building Three-Year reinspection has been completed and response actions have been recommended for both friable and non-friable ACBM. A timely execution of the response actions recommended will enable the LEA and the Designated Person(s) to effectively manage the existing ACBM.

This three-year reinspection report should be inserted in the current Management plan at the CPS Central Office, and one (1) copy should be kept at the school for use when planning any renovation and/or demolition activities in areas where ACBM has been identified. Also, periodic surveillance documentation and any summary reports from any response actions that are executed at the school should be used to update the Management Plan.

III. METHODOLOGY

Tasks performed on-site included the following:

1. Review current management plan, identify HA(s) and extract appropriate information.
2. Examine and verify abatement records.
3. Touch and visually and physically reinspect and reassess the condition of all friable known or assumed ACBM.
4. Touch and visually and physically reinspect all non-friable known or assumed ACBM to determine whether these materials have become friable since the last inspection or periodic surveillance.
5. Identify any condition changes that may affect Hazard ranking of known ACBM or Assumed ACBM, as well as any HA(s) that have become friable since the last reinspection.
6. Collect bulk samples from each newly discovered friable HA or previously assumed and submit for laboratory analysis.
7. Tabulate reinspection findings and submit for management planner review and recommendations with appropriate response actions based on the AHERA Damage Category of the ACBM.
8. Submit reinspection findings and management planner recommendations to the LEA within thirty (30) days for inclusion into the management plan.

IV. ABATEMENT HISTORY

The information collected from the existing management plan and inspection report(s) and from interviews with the school official revealed that the following asbestos abatement was conducted at the school since the previous Three year Reinspection.

Abatement Dates:

V. REASSESSMENTS AND RECOMMENDATIONS

The reassessments and recommendations are summarized in Tables I and II on the following pages. Detailed Hazard Assessment Sheets and Drawings and Photos (if applicable) are included in Appendix A.

VI. CONCLUSIONS

The Building Three-Year reinspection has been completed and response actions have been recommended for both friable and non-friable ACBM. A timely execution of the response actions recommended will enable the LEA and the Designated Person(s) to effectively manage the existing ACBM.

This three-year reinspection report should be inserted in the current Management plan at the CPS Central Office, and one (1) copy should be kept at the school for use when planning any renovation and/or demolition activities in areas where ACBM has been identified. Also, periodic surveillance documentation and any summary reports from any response actions that are executed at the school should be used to update the Management Plan.

III. METHODOLOGY

Tasks performed on-site included the following:

1. Review current management plan, identify HA(s) and extract appropriate information.
2. Examine and verify abatement records.
3. Touch and visually and physically reinspect and reassess the condition of all friable known or assumed ACBM.
4. Touch and visually and physically reinspect all non-friable known or assumed ACBM to determine whether these materials have become friable since the last inspection or periodic surveillance.
5. Identify any condition changes that may affect Hazard ranking of known ACBM or Assumed ACBM, as well as any HA(s) that have become friable since the last reinspection.
6. Collect bulk samples from each newly discovered friable HA or previously assumed and submit for laboratory analysis.
7. Tabulate reinspection findings and submit for management planner review and recommendations with appropriate response actions based on the AHERA Damage Category of the ACBM.
8. Submit reinspection findings and management planner recommendations to the LEA within thirty (30) days for inclusion into the management plan.

IV. ABATEMENT HISTORY

The information collected from the existing management plan and inspection report(s) and from interviews with the school official revealed that the following asbestos abatement was conducted at the school since the previous Three year Reinspection.

Abatement Dates:

V. REASSESSMENTS AND RECOMMENDATIONS

The reassessments and recommendations are summarized in Tables I and II on the following pages. Detailed Hazard Assessment Sheets and Drawings and Photos (if applicable) are included in Appendix A.

VI. CONCLUSIONS

The Building Three-Year reinspection has been completed and response actions have been recommended for both friable and non-friable ACBM. A timely execution of the response actions recommended will enable the LEA and the Designated Person(s) to effectively manage the existing ACBM.

This three-year reinspection report should be inserted in the current Management plan at the CPS Central Office, and one (1) copy should be kept at the school for use when planning any renovation and/or demolition activities in areas where ACBM has been identified. Also, periodic surveillance documentation and any summary reports from any response actions that are executed at the school should be used to update the Management Plan.

III. METHODOLOGY

Tasks performed on-site included the following:

1. Review current management plan, identify HA(s) and extract appropriate information.
2. Examine and verify abatement records.
3. Touch and visually and physically reinspect and reassess the condition of all friable known or assumed ACBM.
4. Touch and visually and physically reinspect all non-friable known or assumed ACBM to determine whether these materials have become friable since the last inspection or periodic surveillance.
5. Identify any condition changes that may affect Hazard ranking of known ACBM or Assumed ACBM, as well as any HA(s) that have become friable since the last reinspection.
6. Collect bulk samples from each newly discovered friable HA or previously assumed and submit for laboratory analysis.
7. Tabulate reinspection findings and submit for management planner review and recommendations with appropriate response actions based on the AHERA Damage Category of the ACBM.
8. Submit reinspection findings and management planner recommendations to the LEA within thirty (30) days for inclusion into the management plan.

IV. ABATEMENT HISTORY

The information collected from the existing management plan and inspection report(s) and from interviews with the school official revealed that the following asbestos abatement was conducted at the school since the previous Three year Reinspection.

Abatement Dates:

V. REASSESSMENTS AND RECOMMENDATIONS

The reassessments and recommendations are summarized in Tables I and II on the following pages. Detailed Hazard Assessment Sheets and Drawings and Photos (if applicable) are included in Appendix A.

VI. CONCLUSIONS

The Building Three-Year reinspection has been completed and response actions have been recommended for both friable and non-friable ACBM. A timely execution of the response actions recommended will enable the LEA and the Designated Person(s) to effectively manage the existing ACBM.

This three-year reinspection report should be inserted in the current Management plan at the CPS Central Office, and one (1) copy should be kept at the school for use when planning any renovation and/or demolition activities in areas where ACBM has been identified. Also, periodic surveillance documentation and any summary reports from any response actions that are executed at the school should be used to update the Management Plan.

III. METHODOLOGY

Tasks performed on-site included the following:

1. Review current management plan, identify HA(s) and extract appropriate information.
2. Examine and verify abatement records.
3. Touch and visually and physically reinspect and reassess the condition of all friable known or assumed ACBM.
4. Touch and visually and physically reinspect all non-friable known or assumed ACBM to determine whether these materials have become friable since the last inspection or periodic surveillance.
5. Identify any condition changes that may affect Hazard ranking of known ACBM or Assumed ACBM, as well as any HA(s) that have become friable since the last reinspection.
6. Collect bulk samples from each newly discovered friable HA or previously assumed and submit for laboratory analysis.
7. Tabulate reinspection findings and submit for management planner review and recommendations with appropriate response actions based on the AHERA Damage Category of the ACBM.
8. Submit reinspection findings and management planner recommendations to the LEA within thirty (30) days for inclusion into the management plan.

IV. ABATEMENT HISTORY

The information collected from the existing management plan and inspection report(s) and from interviews with the school official revealed that the following asbestos abatement was conducted at the school since the previous Three year Reinspection.

Abatement Dates:

V. REASSESSMENTS AND RECOMMENDATIONS

The reassessments and recommendations are summarized in Tables I and II on the following pages. Detailed Hazard Assessment Sheets and Drawings and Photos (if applicable) are included in Appendix A.

VI. CONCLUSIONS

The Building Three-Year reinspection has been completed and response actions have been recommended for both friable and non-friable ACBM. A timely execution of the response actions recommended will enable the LEA and the Designated Person(s) to effectively manage the existing ACBM.

This three-year reinspection report should be inserted in the current Management plan at the CPS Central Office, and one (1) copy should be kept at the school for use when planning any renovation and/or demolition activities in areas where ACBM has been identified. Also, periodic surveillance documentation and any summary reports from any response actions that are executed at the school should be used to update the Management Plan.

III. METHODOLOGY

Tasks performed on-site included the following:

1. Review current management plan, identify HA(s) and extract appropriate information.
2. Examine and verify abatement records.
3. Touch and visually and physically reinspect and reassess the condition of all friable known or assumed ACBM.
4. Touch and visually and physically reinspect all non-friable known or assumed ACBM to determine whether these materials have become friable since the last inspection or periodic surveillance.
5. Identify any condition changes that may affect Hazard ranking of known ACBM or Assumed ACBM, as well as any HA(s) that have become friable since the last reinspection.
6. Collect bulk samples from each newly discovered friable HA or previously assumed and submit for laboratory analysis.
7. Tabulate reinspection findings and submit for management planner review and recommendations with appropriate response actions based on the AHERA Damage Category of the ACBM.
8. Submit reinspection findings and management planner recommendations to the LEA within thirty (30) days for inclusion into the management plan.

IV. ABATEMENT HISTORY

The information collected from the existing management plan and inspection report(s) and from interviews with the school official revealed that the following asbestos abatement was conducted at the school since the previous Three year Reinspection.

Abatement Dates:

V. REASSESSMENTS AND RECOMMENDATIONS

The reassessments and recommendations are summarized in Tables I and II on the following pages. Detailed Hazard Assessment Sheets and Drawings and Photos (if applicable) are included in Appendix A.

VI. CONCLUSIONS

The Building Three-Year reinspection has been completed and response actions have been recommended for both friable and non-friable ACBM. A timely execution of the response actions recommended will enable the LEA and the Designated Person(s) to effectively manage the existing ACBM.

This three-year reinspection report should be inserted in the current Management plan at the CPS Central Office, and one (1) copy should be kept at the school for use when planning any renovation and/or demolition activities in areas where ACBM has been identified. Also, periodic surveillance documentation and any summary reports from any response actions that are executed at the school should be used to update the Management Plan.

III. METHODOLOGY

Tasks performed on-site included the following:

1. Review current management plan, identify HA(s) and extract appropriate information.
2. Examine and verify abatement records.
3. Touch and visually and physically reinspect and reassess the condition of all friable known or assumed ACBM.
4. Touch and visually and physically reinspect all non-friable known or assumed ACBM to determine whether these materials have become friable since the last inspection or periodic surveillance.
5. Identify any condition changes that may affect Hazard ranking of known ACBM or Assumed ACBM, as well as any HA(s) that have become friable since the last reinspection.
6. Collect bulk samples from each newly discovered friable HA or previously assumed and submit for laboratory analysis.
7. Tabulate reinspection findings and submit for management planner review and recommendations with appropriate response actions based on the AHERA Damage Category of the ACBM.
8. Submit reinspection findings and management planner recommendations to the LEA within thirty (30) days for inclusion into the management plan.

IV. ABATEMENT HISTORY

The information collected from the existing management plan and inspection report(s) and from interviews with the school official revealed that the following asbestos abatement was conducted at the school since the previous Three year Reinspection.

Abatement Dates:

V. REASSESSMENTS AND RECOMMENDATIONS

The reassessments and recommendations are summarized in Tables I and II on the following pages. Detailed Hazard Assessment Sheets and Drawings and Photos (if applicable) are included in Appendix A.

VI. CONCLUSIONS

The Building Three-Year reinspection has been completed and response actions have been recommended for both friable and non-friable ACBM. A timely execution of the response actions recommended will enable the LEA and the Designated Person(s) to effectively manage the existing ACBM.

This three-year reinspection report should be inserted in the current Management plan at the CPS Central Office, and one (1) copy should be kept at the school for use when planning any renovation and/or demolition activities in areas where ACBM has been identified. Also, periodic surveillance documentation and any summary reports from any response actions that are executed at the school should be used to update the Management Plan.

III. METHODOLOGY

Tasks performed on-site included the following:

1. Review current management plan, identify HA(s) and extract appropriate information.
2. Examine and verify abatement records.
3. Touch and visually and physically reinspect and reassess the condition of all friable known or assumed ACBM.
4. Touch and visually and physically reinspect all non-friable known or assumed ACBM to determine whether these materials have become friable since the last inspection or periodic surveillance.
5. Identify any condition changes that may affect Hazard ranking of known ACBM or Assumed ACBM, as well as any HA(s) that have become friable since the last reinspection.
6. Collect bulk samples from each newly discovered friable HA or previously assumed and submit for laboratory analysis.
7. Tabulate reinspection findings and submit for management planner review and recommendations with appropriate response actions based on the AHERA Damage Category of the ACBM.
8. Submit reinspection findings and management planner recommendations to the LEA within thirty (30) days for inclusion into the management plan.

IV. ABATEMENT HISTORY

The information collected from the existing management plan and inspection report(s) and from interviews with the school official revealed that the following asbestos abatement was conducted at the school since the previous Three year Reinspection.

Abatement Dates:

V. REASSESSMENTS AND RECOMMENDATIONS

The reassessments and recommendations are summarized in Tables I and II on the following pages. Detailed Hazard Assessment Sheets and Drawings and Photos (if applicable) are included in Appendix A.

VI. CONCLUSIONS

The Building Three-Year reinspection has been completed and response actions have been recommended for both friable and non-friable ACBM. A timely execution of the response actions recommended will enable the LEA and the Designated Person(s) to effectively manage the existing ACBM.

This three-year reinspection report should be inserted in the current Management plan at the CPS Central Office, and one (1) copy should be kept at the school for use when planning any renovation and/or demolition activities in areas where ACBM has been identified. Also, periodic surveillance documentation and any summary reports from any response actions that are executed at the school should be used to update the Management Plan.

III. METHODOLOGY

Tasks performed on-site included the following:

1. Review current management plan, identify HA(s) and extract appropriate information.
2. Examine and verify abatement records.
3. Touch and visually and physically reinspect and reassess the condition of all friable known or assumed ACBM.
4. Touch and visually and physically reinspect all non-friable known or assumed ACBM to determine whether these materials have become friable since the last inspection or periodic surveillance.
5. Identify any condition changes that may affect Hazard ranking of known ACBM or Assumed ACBM, as well as any HA(s) that have become friable since the last reinspection.
6. Collect bulk samples from each newly discovered friable HA or previously assumed and submit for laboratory analysis.
7. Tabulate reinspection findings and submit for management planner review and recommendations with appropriate response actions based on the AHERA Damage Category of the ACBM.
8. Submit reinspection findings and management planner recommendations to the LEA within thirty (30) days for inclusion into the management plan.

IV. ABATEMENT HISTORY

The information collected from the existing management plan and inspection report(s) and from interviews with the school official revealed that the following asbestos abatement was conducted at the school since the previous Three year Reinspection.

Abatement Dates:

V. REASSESSMENTS AND RECOMMENDATIONS

The reassessments and recommendations are summarized in Tables I and II on the following pages. Detailed Hazard Assessment Sheets and Drawings and Photos (if applicable) are included in Appendix A.

VI. CONCLUSIONS

The Building Three-Year reinspection has been completed and response actions have been recommended for both friable and non-friable ACBM. A timely execution of the response actions recommended will enable the LEA and the Designated Person(s) to effectively manage the existing ACBM.

This three-year reinspection report should be inserted in the current Management plan at the CPS Central Office, and one (1) copy should be kept at the school for use when planning any renovation and/or demolition activities in areas where ACBM has been identified. Also, periodic surveillance documentation and any summary reports from any response actions that are executed at the school should be used to update the Management Plan.

III. METHODOLOGY

Tasks performed on-site included the following:

1. Review current management plan, identify HA(s) and extract appropriate information.
2. Examine and verify abatement records.
3. Touch and visually and physically reinspect and reassess the condition of all friable known or assumed ACBM.
4. Touch and visually and physically reinspect all non-friable known or assumed ACBM to determine whether these materials have become friable since the last inspection or periodic surveillance.
5. Identify any condition changes that may affect Hazard ranking of known ACBM or Assumed ACBM, as well as any HA(s) that have become friable since the last reinspection.
6. Collect bulk samples from each newly discovered friable HA or previously assumed and submit for laboratory analysis.
7. Tabulate reinspection findings and submit for management planner review and recommendations with appropriate response actions based on the AHERA Damage Category of the ACBM.
8. Submit reinspection findings and management planner recommendations to the LEA within thirty (30) days for inclusion into the management plan.

IV. ABATEMENT HISTORY

The information collected from the existing management plan and inspection report(s) and from interviews with the school official revealed that the following asbestos abatement was conducted at the school since the previous Three year Reinspection.

Abatement Dates:

V. REASSESSMENTS AND RECOMMENDATIONS

The reassessments and recommendations are summarized in Tables I and II on the following pages. Detailed Hazard Assessment Sheets and Drawings and Photos (if applicable) are included in Appendix A.

VI. CONCLUSIONS

The Building Three-Year reinspection has been completed and response actions have been recommended for both friable and non-friable ACBM. A timely execution of the response actions recommended will enable the LEA and the Designated Person(s) to effectively manage the existing ACBM.

This three-year reinspection report should be inserted in the current Management plan at the CPS Central Office, and one (1) copy should be kept at the school for use when planning any renovation and/or demolition activities in areas where ACBM has been identified. Also, periodic surveillance documentation and any summary reports from any response actions that are executed at the school should be used to update the Management Plan.

III. METHODOLOGY

Tasks performed on-site included the following:

1. Review current management plan, identify HA(s) and extract appropriate information.
2. Examine and verify abatement records.
3. Touch and visually and physically reinspect and reassess the condition of all friable known or assumed ACBM.
4. Touch and visually and physically reinspect all non-friable known or assumed ACBM to determine whether these materials have become friable since the last inspection or periodic surveillance.
5. Identify any condition changes that may affect Hazard ranking of known ACBM or Assumed ACBM, as well as any HA(s) that have become friable since the last reinspection.
6. Collect bulk samples from each newly discovered friable HA or previously assumed and submit for laboratory analysis.
7. Tabulate reinspection findings and submit for management planner review and recommendations with appropriate response actions based on the AHERA Damage Category of the ACBM.
8. Submit reinspection findings and management planner recommendations to the LEA within thirty (30) days for inclusion into the management plan.

IV. ABATEMENT HISTORY

The information collected from the existing management plan and inspection report(s) and from interviews with the school official revealed that the following asbestos abatement was conducted at the school since the previous Three year Reinspection.

Abatement Dates:

V. REASSESSMENTS AND RECOMMENDATIONS

The reassessments and recommendations are summarized in Tables I and II on the following pages. Detailed Hazard Assessment Sheets and Drawings and Photos (if applicable) are included in Appendix A.

VI. CONCLUSIONS

The Building Three-Year reinspection has been completed and response actions have been recommended for both friable and non-friable ACBM. A timely execution of the response actions recommended will enable the LEA and the Designated Person(s) to effectively manage the existing ACBM.

This three-year reinspection report should be inserted in the current Management plan at the CPS Central Office, and one (1) copy should be kept at the school for use when planning any renovation and/or demolition activities in areas where ACBM has been identified. Also, periodic surveillance documentation and any summary reports from any response actions that are executed at the school should be used to update the Management Plan.

III. METHODOLOGY

Tasks performed on-site included the following:

1. Review current management plan, identify HA(s) and extract appropriate information.
2. Examine and verify abatement records.
3. Touch and visually and physically reinspect and reassess the condition of all friable known or assumed ACBM.
4. Touch and visually and physically reinspect all non-friable known or assumed ACBM to determine whether these materials have become friable since the last inspection or periodic surveillance.
5. Identify any condition changes that may affect Hazard ranking of known ACBM or Assumed ACBM, as well as any HA(s) that have become friable since the last reinspection.
6. Collect bulk samples from each newly discovered friable HA or previously assumed and submit for laboratory analysis.
7. Tabulate reinspection findings and submit for management planner review and recommendations with appropriate response actions based on the AHERA Damage Category of the ACBM.
8. Submit reinspection findings and management planner recommendations to the LEA within thirty (30) days for inclusion into the management plan.

IV. ABATEMENT HISTORY

The information collected from the existing management plan and inspection report(s) and from interviews with the school official revealed that the following asbestos abatement was conducted at the school since the previous Three year Reinspection.

Abatement Dates:

V. REASSESSMENTS AND RECOMMENDATIONS

The reassessments and recommendations are summarized in Tables I and II on the following pages. Detailed Hazard Assessment Sheets and Drawings and Photos (if applicable) are included in Appendix A.

VI. CONCLUSIONS

The Building Three-Year reinspection has been completed and response actions have been recommended for both friable and non-friable ACBM. A timely execution of the response actions recommended will enable the LEA and the Designated Person(s) to effectively manage the existing ACBM.

This three-year reinspection report should be inserted in the current Management plan at the CPS Central Office, and one (1) copy should be kept at the school for use when planning any renovation and/or demolition activities in areas where ACBM has been identified. Also, periodic surveillance documentation and any summary reports from any response actions that are executed at the school should be used to update the Management Plan.

III. METHODOLOGY

Tasks performed on-site included the following:

1. Review current management plan, identify HA(s) and extract appropriate information.
2. Examine and verify abatement records.
3. Touch and visually and physically reinspect and reassess the condition of all friable known or assumed ACBM.
4. Touch and visually and physically reinspect all non-friable known or assumed ACBM to determine whether these materials have become friable since the last inspection or periodic surveillance.
5. Identify any condition changes that may affect Hazard ranking of known ACBM or Assumed ACBM, as well as any HA(s) that have become friable since the last reinspection.
6. Collect bulk samples from each newly discovered friable HA or previously assumed and submit for laboratory analysis.
7. Tabulate reinspection findings and submit for management planner review and recommendations with appropriate response actions based on the AHERA Damage Category of the ACBM.
8. Submit reinspection findings and management planner recommendations to the LEA within thirty (30) days for inclusion into the management plan.

IV. ABATEMENT HISTORY

The information collected from the existing management plan and inspection report(s) and from interviews with the school official revealed that the following asbestos abatement was conducted at the school since the previous Three year Reinspection.

Abatement Dates:

V. REASSESSMENTS AND RECOMMENDATIONS

The reassessments and recommendations are summarized in Tables I and II on the following pages. Detailed Hazard Assessment Sheets and Drawings and Photos (if applicable) are included in Appendix A.

VI. CONCLUSIONS

The Building Three-Year reinspection has been completed and response actions have been recommended for both friable and non-friable ACBM. A timely execution of the response actions recommended will enable the LEA and the Designated Person(s) to effectively manage the existing ACBM.

This three-year reinspection report should be inserted in the current Management plan at the CPS Central Office, and one (1) copy should be kept at the school for use when planning any renovation and/or demolition activities in areas where ACBM has been identified. Also, periodic surveillance documentation and any summary reports from any response actions that are executed at the school should be used to update the Management Plan.

III. METHODOLOGY

Tasks performed on-site included the following:

1. Review current management plan, identify HA(s) and extract appropriate information.
2. Examine and verify abatement records.
3. Touch and visually and physically reinspect and reassess the condition of all friable known or assumed ACBM.
4. Touch and visually and physically reinspect all non-friable known or assumed ACBM to determine whether these materials have become friable since the last inspection or periodic surveillance.
5. Identify any condition changes that may affect Hazard ranking of known ACBM or Assumed ACBM, as well as any HA(s) that have become friable since the last reinspection.
6. Collect bulk samples from each newly discovered friable HA or previously assumed and submit for laboratory analysis.
7. Tabulate reinspection findings and submit for management planner review and recommendations with appropriate response actions based on the AHERA Damage Category of the ACBM.
8. Submit reinspection findings and management planner recommendations to the LEA within thirty (30) days for inclusion into the management plan.

IV. ABATEMENT HISTORY

The information collected from the existing management plan and inspection report(s) and from interviews with the school official revealed that the following asbestos abatement was conducted at the school since the previous Three year Reinspection.

Abatement Dates:

V. REASSESSMENTS AND RECOMMENDATIONS

The reassessments and recommendations are summarized in Tables I and II on the following pages. Detailed Hazard Assessment Sheets and Drawings and Photos (if applicable) are included in Appendix A.

VI. CONCLUSIONS

The Building Three-Year reinspection has been completed and response actions have been recommended for both friable and non-friable ACBM. A timely execution of the response actions recommended will enable the LEA and the Designated Person(s) to effectively manage the existing ACBM.

This three-year reinspection report should be inserted in the current Management plan at the CPS Central Office, and one (1) copy should be kept at the school for use when planning any renovation and/or demolition activities in areas where ACBM has been identified. Also, periodic surveillance documentation and any summary reports from any response actions that are executed at the school should be used to update the Management Plan.

III. METHODOLOGY

Tasks performed on-site included the following:

1. Review current management plan, identify HA(s) and extract appropriate information.
2. Examine and verify abatement records.
3. Touch and visually and physically reinspect and reassess the condition of all friable known or assumed ACBM.
4. Touch and visually and physically reinspect all non-friable known or assumed ACBM to determine whether these materials have become friable since the last inspection or periodic surveillance.
5. Identify any condition changes that may affect Hazard ranking of known ACBM or Assumed ACBM, as well as any HA(s) that have become friable since the last reinspection.
6. Collect bulk samples from each newly discovered friable HA or previously assumed and submit for laboratory analysis.
7. Tabulate reinspection findings and submit for management planner review and recommendations with appropriate response actions based on the AHERA Damage Category of the ACBM.
8. Submit reinspection findings and management planner recommendations to the LEA within thirty (30) days for inclusion into the management plan.

IV. ABATEMENT HISTORY

The information collected from the existing management plan and inspection report(s) and from interviews with the school official revealed that the following asbestos abatement was conducted at the school since the previous Three year Reinspection.

Abatement Dates:

V. REASSESSMENTS AND RECOMMENDATIONS

The reassessments and recommendations are summarized in Tables I and II on the following pages. Detailed Hazard Assessment Sheets and Drawings and Photos (if applicable) are included in Appendix A.

VI. CONCLUSIONS

The Building Three-Year reinspection has been completed and response actions have been recommended for both friable and non-friable ACBM. A timely execution of the response actions recommended will enable the LEA and the Designated Person(s) to effectively manage the existing ACBM.

This three-year reinspection report should be inserted in the current Management plan at the CPS Central Office, and one (1) copy should be kept at the school for use when planning any renovation and/or demolition activities in areas where ACBM has been identified. Also, periodic surveillance documentation and any summary reports from any response actions that are executed at the school should be used to update the Management Plan.

III. METHODOLOGY

Tasks performed on-site included the following:

1. Review current management plan, identify HA(s) and extract appropriate information.
2. Examine and verify abatement records.
3. Touch and visually and physically reinspect and reassess the condition of all friable known or assumed ACBM.
4. Touch and visually and physically reinspect all non-friable known or assumed ACBM to determine whether these materials have become friable since the last inspection or periodic surveillance.
5. Identify any condition changes that may affect Hazard ranking of known ACBM or Assumed ACBM, as well as any HA(s) that have become friable since the last reinspection.
6. Collect bulk samples from each newly discovered friable HA or previously assumed and submit for laboratory analysis.
7. Tabulate reinspection findings and submit for management planner review and recommendations with appropriate response actions based on the AHERA Damage Category of the ACBM.
8. Submit reinspection findings and management planner recommendations to the LEA within thirty (30) days for inclusion into the management plan.

IV. ABATEMENT HISTORY

The information collected from the existing management plan and inspection report(s) and from interviews with the school official revealed that the following asbestos abatement was conducted at the school since the previous Three year Reinspection.

Abatement Dates:

V. REASSESSMENTS AND RECOMMENDATIONS

The reassessments and recommendations are summarized in Tables I and II on the following pages. Detailed Hazard Assessment Sheets and Drawings and Photos (if applicable) are included in Appendix A.

VI. CONCLUSIONS

The Building Three-Year reinspection has been completed and response actions have been recommended for both friable and non-friable ACBM. A timely execution of the response actions recommended will enable the LEA and the Designated Person(s) to effectively manage the existing ACBM.

This three-year reinspection report should be inserted in the current Management plan at the CPS Central Office, and one (1) copy should be kept at the school for use when planning any renovation and/or demolition activities in areas where ACBM has been identified. Also, periodic surveillance documentation and any summary reports from any response actions that are executed at the school should be used to update the Management Plan.

III. METHODOLOGY

Tasks performed on-site included the following:

1. Review current management plan, identify HA(s) and extract appropriate information.
2. Examine and verify abatement records.
3. Touch and visually and physically reinspect and reassess the condition of all friable known or assumed ACBM.
4. Touch and visually and physically reinspect all non-friable known or assumed ACBM to determine whether these materials have become friable since the last inspection or periodic surveillance.
5. Identify any condition changes that may affect Hazard ranking of known ACBM or Assumed ACBM, as well as any HA(s) that have become friable since the last reinspection.
6. Collect bulk samples from each newly discovered friable HA or previously assumed and submit for laboratory analysis.
7. Tabulate reinspection findings and submit for management planner review and recommendations with appropriate response actions based on the AHERA Damage Category of the ACBM.
8. Submit reinspection findings and management planner recommendations to the LEA within thirty (30) days for inclusion into the management plan.

IV. ABATEMENT HISTORY

The information collected from the existing management plan and inspection report(s) and from interviews with the school official revealed that the following asbestos abatement was conducted at the school since the previous Three year Reinspection.

Abatement Dates:

V. REASSESSMENTS AND RECOMMENDATIONS

The reassessments and recommendations are summarized in Tables I and II on the following pages. Detailed Hazard Assessment Sheets and Drawings and Photos (if applicable) are included in Appendix A.

VI. CONCLUSIONS

The Building Three-Year reinspection has been completed and response actions have been recommended for both friable and non-friable ACBM. A timely execution of the response actions recommended will enable the LEA and the Designated Person(s) to effectively manage the existing ACBM.

This three-year reinspection report should be inserted in the current Management plan at the CPS Central Office, and one (1) copy should be kept at the school for use when planning any renovation and/or demolition activities in areas where ACBM has been identified. Also, periodic surveillance documentation and any summary reports from any response actions that are executed at the school should be used to update the Management Plan.

III. METHODOLOGY

Tasks performed on-site included the following:

1. Review current management plan, identify HA(s) and extract appropriate information.
2. Examine and verify abatement records.
3. Touch and visually and physically reinspect and reassess the condition of all friable known or assumed ACBM.
4. Touch and visually and physically reinspect all non-friable known or assumed ACBM to determine whether these materials have become friable since the last inspection or periodic surveillance.
5. Identify any condition changes that may affect Hazard ranking of known ACBM or Assumed ACBM, as well as any HA(s) that have become friable since the last reinspection.
6. Collect bulk samples from each newly discovered friable HA or previously assumed and submit for laboratory analysis.
7. Tabulate reinspection findings and submit for management planner review and recommendations with appropriate response actions based on the AHERA Damage Category of the ACBM.
8. Submit reinspection findings and management planner recommendations to the LEA within thirty (30) days for inclusion into the management plan.

IV. ABATEMENT HISTORY

The information collected from the existing management plan and inspection report(s) and from interviews with the school official revealed that the following asbestos abatement was conducted at the school since the previous Three year Reinspection.

Abatement Dates:

V. REASSESSMENTS AND RECOMMENDATIONS

The reassessments and recommendations are summarized in Tables I and II on the following pages. Detailed Hazard Assessment Sheets and Drawings and Photos (if applicable) are included in Appendix A.

VI. CONCLUSIONS

The Building Three-Year reinspection has been completed and response actions have been recommended for both friable and non-friable ACBM. A timely execution of the response actions recommended will enable the LEA and the Designated Person(s) to effectively manage the existing ACBM.

This three-year reinspection report should be inserted in the current Management plan at the CPS Central Office, and one (1) copy should be kept at the school for use when planning any renovation and/or demolition activities in areas where ACBM has been identified. Also, periodic surveillance documentation and any summary reports from any response actions that are executed at the school should be used to update the Management Plan.

III. METHODOLOGY

Tasks performed on-site included the following:

1. Review current management plan, identify HA(s) and extract appropriate information.
2. Examine and verify abatement records.
3. Touch and visually and physically reinspect and reassess the condition of all friable known or assumed ACBM.
4. Touch and visually and physically reinspect all non-friable known or assumed ACBM to determine whether these materials have become friable since the last inspection or periodic surveillance.
5. Identify any condition changes that may affect Hazard ranking of known ACBM or Assumed ACBM, as well as any HA(s) that have become friable since the last reinspection.
6. Collect bulk samples from each newly discovered friable HA or previously assumed and submit for laboratory analysis.
7. Tabulate reinspection findings and submit for management planner review and recommendations with appropriate response actions based on the AHERA Damage Category of the ACBM.
8. Submit reinspection findings and management planner recommendations to the LEA within thirty (30) days for inclusion into the management plan.

IV. ABATEMENT HISTORY

The information collected from the existing management plan and inspection report(s) and from interviews with the school official revealed that the following asbestos abatement was conducted at the school since the previous Three year Reinspection.

Abatement Dates:

V. REASSESSMENTS AND RECOMMENDATIONS

The reassessments and recommendations are summarized in Tables I and II on the following pages. Detailed Hazard Assessment Sheets and Drawings and Photos (if applicable) are included in Appendix A.

VI. CONCLUSIONS

The Building Three-Year reinspection has been completed and response actions have been recommended for both friable and non-friable ACBM. A timely execution of the response actions recommended will enable the LEA and the Designated Person(s) to effectively manage the existing ACBM.

This three-year reinspection report should be inserted in the current Management plan at the CPS Central Office, and one (1) copy should be kept at the school for use when planning any renovation and/or demolition activities in areas where ACBM has been identified. Also, periodic surveillance documentation and any summary reports from any response actions that are executed at the school should be used to update the Management Plan.

III. METHODOLOGY

Tasks performed on-site included the following:

1. Review current management plan, identify HA(s) and extract appropriate information.
2. Examine and verify abatement records.
3. Touch and visually and physically reinspect and reassess the condition of all friable known or assumed ACBM.
4. Touch and visually and physically reinspect all non-friable known or assumed ACBM to determine whether these materials have become friable since the last inspection or periodic surveillance.
5. Identify any condition changes that may affect Hazard ranking of known ACBM or Assumed ACBM, as well as any HA(s) that have become friable since the last reinspection.
6. Collect bulk samples from each newly discovered friable HA or previously assumed and submit for laboratory analysis.
7. Tabulate reinspection findings and submit for management planner review and recommendations with appropriate response actions based on the AHERA Damage Category of the ACBM.
8. Submit reinspection findings and management planner recommendations to the LEA within thirty (30) days for inclusion into the management plan.

IV. ABATEMENT HISTORY

The information collected from the existing management plan and inspection report(s) and from interviews with the school official revealed that the following asbestos abatement was conducted at the school since the previous Three year Reinspection.

Abatement Dates:

V. REASSESSMENTS AND RECOMMENDATIONS

The reassessments and recommendations are summarized in Tables I and II on the following pages. Detailed Hazard Assessment Sheets and Drawings and Photos (if applicable) are included in Appendix A.

VI. CONCLUSIONS

The Building Three-Year reinspection has been completed and response actions have been recommended for both friable and non-friable ACBM. A timely execution of the response actions recommended will enable the LEA and the Designated Person(s) to effectively manage the existing ACBM.

This three-year reinspection report should be inserted in the current Management plan at the CPS Central Office, and one (1) copy should be kept at the school for use when planning any renovation and/or demolition activities in areas where ACBM has been identified. Also, periodic surveillance documentation and any summary reports from any response actions that are executed at the school should be used to update the Management Plan.

III. METHODOLOGY

Tasks performed on-site included the following:

1. Review current management plan, identify HA(s) and extract appropriate information.
2. Examine and verify abatement records.
3. Touch and visually and physically reinspect and reassess the condition of all friable known or assumed ACBM.
4. Touch and visually and physically reinspect all non-friable known or assumed ACBM to determine whether these materials have become friable since the last inspection or periodic surveillance.
5. Identify any condition changes that may affect Hazard ranking of known ACBM or Assumed ACBM, as well as any HA(s) that have become friable since the last reinspection.
6. Collect bulk samples from each newly discovered friable HA or previously assumed and submit for laboratory analysis.
7. Tabulate reinspection findings and submit for management planner review and recommendations with appropriate response actions based on the AHERA Damage Category of the ACBM.
8. Submit reinspection findings and management planner recommendations to the LEA within thirty (30) days for inclusion into the management plan.

IV. ABATEMENT HISTORY

The information collected from the existing management plan and inspection report(s) and from interviews with the school official revealed that the following asbestos abatement was conducted at the school since the previous Three year Reinspection.

Abatement Dates:

V. REASSESSMENTS AND RECOMMENDATIONS

The reassessments and recommendations are summarized in Tables I and II on the following pages. Detailed Hazard Assessment Sheets and Drawings and Photos (if applicable) are included in Appendix A.

VI. CONCLUSIONS

The Building Three-Year reinspection has been completed and response actions have been recommended for both friable and non-friable ACBM. A timely execution of the response actions recommended will enable the LEA and the Designated Person(s) to effectively manage the existing ACBM.

This three-year reinspection report should be inserted in the current Management plan at the CPS Central Office, and one (1) copy should be kept at the school for use when planning any renovation and/or demolition activities in areas where ACBM has been identified. Also, periodic surveillance documentation and any summary reports from any response actions that are executed at the school should be used to update the Management Plan.

III. METHODOLOGY

Tasks performed on-site included the following:

1. Review current management plan, identify HA(s) and extract appropriate information.
2. Examine and verify abatement records.
3. Touch and visually and physically reinspect and reassess the condition of all friable known or assumed ACBM.
4. Touch and visually and physically reinspect all non-friable known or assumed ACBM to determine whether these materials have become friable since the last inspection or periodic surveillance.
5. Identify any condition changes that may affect Hazard ranking of known ACBM or Assumed ACBM, as well as any HA(s) that have become friable since the last reinspection.
6. Collect bulk samples from each newly discovered friable HA or previously assumed and submit for laboratory analysis.
7. Tabulate reinspection findings and submit for management planner review and recommendations with appropriate response actions based on the AHERA Damage Category of the ACBM.
8. Submit reinspection findings and management planner recommendations to the LEA within thirty (30) days for inclusion into the management plan.

IV. ABATEMENT HISTORY

The information collected from the existing management plan and inspection report(s) and from interviews with the school official revealed that the following asbestos abatement was conducted at the school since the previous Three year Reinspection.

Abatement Dates:

V. REASSESSMENTS AND RECOMMENDATIONS

The reassessments and recommendations are summarized in Tables I and II on the following pages. Detailed Hazard Assessment Sheets and Drawings and Photos (if applicable) are included in Appendix A.

VI. CONCLUSIONS

The Building Three-Year reinspection has been completed and response actions have been recommended for both friable and non-friable ACBM. A timely execution of the response actions recommended will enable the LEA and the Designated Person(s) to effectively manage the existing ACBM.

This three-year reinspection report should be inserted in the current Management plan at the CPS Central Office, and one (1) copy should be kept at the school for use when planning any renovation and/or demolition activities in areas where ACBM has been identified. Also, periodic surveillance documentation and any summary reports from any response actions that are executed at the school should be used to update the Management Plan.

III. METHODOLOGY

Tasks performed on-site included the following:

1. Review current management plan, identify HA(s) and extract appropriate information.
2. Examine and verify abatement records.
3. Touch and visually and physically reinspect and reassess the condition of all friable known or assumed ACBM.
4. Touch and visually and physically reinspect all non-friable known or assumed ACBM to determine whether these materials have become friable since the last inspection or periodic surveillance.
5. Identify any condition changes that may affect Hazard ranking of known ACBM or Assumed ACBM, as well as any HA(s) that have become friable since the last reinspection.
6. Collect bulk samples from each newly discovered friable HA or previously assumed and submit for laboratory analysis.
7. Tabulate reinspection findings and submit for management planner review and recommendations with appropriate response actions based on the AHERA Damage Category of the ACBM.
8. Submit reinspection findings and management planner recommendations to the LEA within thirty (30) days for inclusion into the management plan.

IV. ABATEMENT HISTORY

The information collected from the existing management plan and inspection report(s) and from interviews with the school official revealed that the following asbestos abatement was conducted at the school since the previous Three year Reinspection.

Abatement Dates:

V. REASSESSMENTS AND RECOMMENDATIONS

The reassessments and recommendations are summarized in Tables I and II on the following pages. Detailed Hazard Assessment Sheets and Drawings and Photos (if applicable) are included in Appendix A.

VI. CONCLUSIONS

The Building Three-Year reinspection has been completed and response actions have been recommended for both friable and non-friable ACBM. A timely execution of the response actions recommended will enable the LEA and the Designated Person(s) to effectively manage the existing ACBM.

This three-year reinspection report should be inserted in the current Management plan at the CPS Central Office, and one (1) copy should be kept at the school for use when planning any renovation and/or demolition activities in areas where ACBM has been identified. Also, periodic surveillance documentation and any summary reports from any response actions that are executed at the school should be used to update the Management Plan.

III. METHODOLOGY

Tasks performed on-site included the following:

1. Review current management plan, identify HA(s) and extract appropriate information.
2. Examine and verify abatement records.
3. Touch and visually and physically reinspect and reassess the condition of all friable known or assumed ACBM.
4. Touch and visually and physically reinspect all non-friable known or assumed ACBM to determine whether these materials have become friable since the last inspection or periodic surveillance.
5. Identify any condition changes that may affect Hazard ranking of known ACBM or Assumed ACBM, as well as any HA(s) that have become friable since the last reinspection.
6. Collect bulk samples from each newly discovered friable HA or previously assumed and submit for laboratory analysis.
7. Tabulate reinspection findings and submit for management planner review and recommendations with appropriate response actions based on the AHERA Damage Category of the ACBM.
8. Submit reinspection findings and management planner recommendations to the LEA within thirty (30) days for inclusion into the management plan.

IV. ABATEMENT HISTORY

The information collected from the existing management plan and inspection report(s) and from interviews with the school official revealed that the following asbestos abatement was conducted at the school since the previous Three year Reinspection.

Abatement Dates:

V. REASSESSMENTS AND RECOMMENDATIONS

The reassessments and recommendations are summarized in Tables I and II on the following pages. Detailed Hazard Assessment Sheets and Drawings and Photos (if applicable) are included in Appendix A.

VI. CONCLUSIONS

The Building Three-Year reinspection has been completed and response actions have been recommended for both friable and non-friable ACBM. A timely execution of the response actions recommended will enable the LEA and the Designated Person(s) to effectively manage the existing ACBM.

This three-year reinspection report should be inserted in the current Management plan at the CPS Central Office, and one (1) copy should be kept at the school for use when planning any renovation and/or demolition activities in areas where ACBM has been identified. Also, periodic surveillance documentation and any summary reports from any response actions that are executed at the school should be used to update the Management Plan.

III. METHODOLOGY

Tasks performed on-site included the following:

1. Review current management plan, identify HA(s) and extract appropriate information.
2. Examine and verify abatement records.
3. Touch and visually and physically reinspect and reassess the condition of all friable known or assumed ACBM.
4. Touch and visually and physically reinspect all non-friable known or assumed ACBM to determine whether these materials have become friable since the last inspection or periodic surveillance.
5. Identify any condition changes that may affect Hazard ranking of known ACBM or Assumed ACBM, as well as any HA(s) that have become friable since the last reinspection.
6. Collect bulk samples from each newly discovered friable HA or previously assumed and submit for laboratory analysis.
7. Tabulate reinspection findings and submit for management planner review and recommendations with appropriate response actions based on the AHERA Damage Category of the ACBM.
8. Submit reinspection findings and management planner recommendations to the LEA within thirty (30) days for inclusion into the management plan.

IV. ABATEMENT HISTORY

The information collected from the existing management plan and inspection report(s) and from interviews with the school official revealed that the following asbestos abatement was conducted at the school since the previous Three year Reinspection.

Abatement Dates:

V. REASSESSMENTS AND RECOMMENDATIONS

The reassessments and recommendations are summarized in Tables I and II on the following pages. Detailed Hazard Assessment Sheets and Drawings and Photos (if applicable) are included in Appendix A.

VI. CONCLUSIONS

The Building Three-Year reinspection has been completed and response actions have been recommended for both friable and non-friable ACBM. A timely execution of the response actions recommended will enable the LEA and the Designated Person(s) to effectively manage the existing ACBM.

This three-year reinspection report should be inserted in the current Management plan at the CPS Central Office, and one (1) copy should be kept at the school for use when planning any renovation and/or demolition activities in areas where ACBM has been identified. Also, periodic surveillance documentation and any summary reports from any response actions that are executed at the school should be used to update the Management Plan.

III. METHODOLOGY

Tasks performed on-site included the following:

1. Review current management plan, identify HA(s) and extract appropriate information.
2. Examine and verify abatement records.
3. Touch and visually and physically reinspect and reassess the condition of all friable known or assumed ACBM.
4. Touch and visually and physically reinspect all non-friable known or assumed ACBM to determine whether these materials have become friable since the last inspection or periodic surveillance.
5. Identify any condition changes that may affect Hazard ranking of known ACBM or Assumed ACBM, as well as any HA(s) that have become friable since the last reinspection.
6. Collect bulk samples from each newly discovered friable HA or previously assumed and submit for laboratory analysis.
7. Tabulate reinspection findings and submit for management planner review and recommendations with appropriate response actions based on the AHERA Damage Category of the ACBM.
8. Submit reinspection findings and management planner recommendations to the LEA within thirty (30) days for inclusion into the management plan.

IV. ABATEMENT HISTORY

The information collected from the existing management plan and inspection report(s) and from interviews with the school official revealed that the following asbestos abatement was conducted at the school since the previous Three year Reinspection.

Abatement Dates:

V. REASSESSMENTS AND RECOMMENDATIONS

The reassessments and recommendations are summarized in Tables I and II on the following pages. Detailed Hazard Assessment Sheets and Drawings and Photos (if applicable) are included in Appendix A.

VI. CONCLUSIONS

The Building Three-Year reinspection has been completed and response actions have been recommended for both friable and non-friable ACBM. A timely execution of the response actions recommended will enable the LEA and the Designated Person(s) to effectively manage the existing ACBM.

This three-year reinspection report should be inserted in the current Management plan at the CPS Central Office, and one (1) copy should be kept at the school for use when planning any renovation and/or demolition activities in areas where ACBM has been identified. Also, periodic surveillance documentation and any summary reports from any response actions that are executed at the school should be used to update the Management Plan.

III. METHODOLOGY

Tasks performed on-site included the following:

1. Review current management plan, identify HA(s) and extract appropriate information.
2. Examine and verify abatement records.
3. Touch and visually and physically reinspect and reassess the condition of all friable known or assumed ACBM.
4. Touch and visually and physically reinspect all non-friable known or assumed ACBM to determine whether these materials have become friable since the last inspection or periodic surveillance.
5. Identify any condition changes that may affect Hazard ranking of known ACBM or Assumed ACBM, as well as any HA(s) that have become friable since the last reinspection.
6. Collect bulk samples from each newly discovered friable HA or previously assumed and submit for laboratory analysis.
7. Tabulate reinspection findings and submit for management planner review and recommendations with appropriate response actions based on the AHERA Damage Category of the ACBM.
8. Submit reinspection findings and management planner recommendations to the LEA within thirty (30) days for inclusion into the management plan.

IV. ABATEMENT HISTORY

The information collected from the existing management plan and inspection report(s) and from interviews with the school official revealed that the following asbestos abatement was conducted at the school since the previous Three year Reinspection.

Abatement Dates:

V. REASSESSMENTS AND RECOMMENDATIONS

The reassessments and recommendations are summarized in Tables I and II on the following pages. Detailed Hazard Assessment Sheets and Drawings and Photos (if applicable) are included in Appendix A.

VI. CONCLUSIONS

The Building Three-Year reinspection has been completed and response actions have been recommended for both friable and non-friable ACBM. A timely execution of the response actions recommended will enable the LEA and the Designated Person(s) to effectively manage the existing ACBM.

This three-year reinspection report should be inserted in the current Management plan at the CPS Central Office, and one (1) copy should be kept at the school for use when planning any renovation and/or demolition activities in areas where ACBM has been identified. Also, periodic surveillance documentation and any summary reports from any response actions that are executed at the school should be used to update the Management Plan.

III. METHODOLOGY

Tasks performed on-site included the following:

1. Review current management plan, identify HA(s) and extract appropriate information.
2. Examine and verify abatement records.
3. Touch and visually and physically reinspect and reassess the condition of all friable known or assumed ACBM.
4. Touch and visually and physically reinspect all non-friable known or assumed ACBM to determine whether these materials have become friable since the last inspection or periodic surveillance.
5. Identify any condition changes that may affect Hazard ranking of known ACBM or Assumed ACBM, as well as any HA(s) that have become friable since the last reinspection.
6. Collect bulk samples from each newly discovered friable HA or previously assumed and submit for laboratory analysis.
7. Tabulate reinspection findings and submit for management planner review and recommendations with appropriate response actions based on the AHERA Damage Category of the ACBM.
8. Submit reinspection findings and management planner recommendations to the LEA within thirty (30) days for inclusion into the management plan.

IV. ABATEMENT HISTORY

The information collected from the existing management plan and inspection report(s) and from interviews with the school official revealed that the following asbestos abatement was conducted at the school since the previous Three year Reinspection.

Abatement Dates:

V. REASSESSMENTS AND RECOMMENDATIONS

The reassessments and recommendations are summarized in Tables I and II on the following pages. Detailed Hazard Assessment Sheets and Drawings and Photos (if applicable) are included in Appendix A.

VI. CONCLUSIONS

The Building Three-Year reinspection has been completed and response actions have been recommended for both friable and non-friable ACBM. A timely execution of the response actions recommended will enable the LEA and the Designated Person(s) to effectively manage the existing ACBM.

This three-year reinspection report should be inserted in the current Management plan at the CPS Central Office, and one (1) copy should be kept at the school for use when planning any renovation and/or demolition activities in areas where ACBM has been identified. Also, periodic surveillance documentation and any summary reports from any response actions that are executed at the school should be used to update the Management Plan.

III. METHODOLOGY

Tasks performed on-site included the following:

1. Review current management plan, identify HA(s) and extract appropriate information.
2. Examine and verify abatement records.
3. Touch and visually and physically reinspect and reassess the condition of all friable known or assumed ACBM.
4. Touch and visually and physically reinspect all non-friable known or assumed ACBM to determine whether these materials have become friable since the last inspection or periodic surveillance.
5. Identify any condition changes that may affect Hazard ranking of known ACBM or Assumed ACBM, as well as any HA(s) that have become friable since the last reinspection.
6. Collect bulk samples from each newly discovered friable HA or previously assumed and submit for laboratory analysis.
7. Tabulate reinspection findings and submit for management planner review and recommendations with appropriate response actions based on the AHERA Damage Category of the ACBM.
8. Submit reinspection findings and management planner recommendations to the LEA within thirty (30) days for inclusion into the management plan.

IV. ABATEMENT HISTORY

The information collected from the existing management plan and inspection report(s) and from interviews with the school official revealed that the following asbestos abatement was conducted at the school since the previous Three year Reinspection.

Abatement Dates:

V. REASSESSMENTS AND RECOMMENDATIONS

The reassessments and recommendations are summarized in Tables I and II on the following pages. Detailed Hazard Assessment Sheets and Drawings and Photos (if applicable) are included in Appendix A.

VI. CONCLUSIONS

The Building Three-Year reinspection has been completed and response actions have been recommended for both friable and non-friable ACBM. A timely execution of the response actions recommended will enable the LEA and the Designated Person(s) to effectively manage the existing ACBM.

This three-year reinspection report should be inserted in the current Management plan at the CPS Central Office, and one (1) copy should be kept at the school for use when planning any renovation and/or demolition activities in areas where ACBM has been identified. Also, periodic surveillance documentation and any summary reports from any response actions that are executed at the school should be used to update the Management Plan.

III. METHODOLOGY

Tasks performed on-site included the following:

1. Review current management plan, identify HA(s) and extract appropriate information.
2. Examine and verify abatement records.
3. Touch and visually and physically reinspect and reassess the condition of all friable known or assumed ACBM.
4. Touch and visually and physically reinspect all non-friable known or assumed ACBM to determine whether these materials have become friable since the last inspection or periodic surveillance.
5. Identify any condition changes that may affect Hazard ranking of known ACBM or Assumed ACBM, as well as any HA(s) that have become friable since the last reinspection.
6. Collect bulk samples from each newly discovered friable HA or previously assumed and submit for laboratory analysis.
7. Tabulate reinspection findings and submit for management planner review and recommendations with appropriate response actions based on the AHERA Damage Category of the ACBM.
8. Submit reinspection findings and management planner recommendations to the LEA within thirty (30) days for inclusion into the management plan.

IV. ABATEMENT HISTORY

The information collected from the existing management plan and inspection report(s) and from interviews with the school official revealed that the following asbestos abatement was conducted at the school since the previous Three year Reinspection.

Abatement Dates:

V. REASSESSMENTS AND RECOMMENDATIONS

The reassessments and recommendations are summarized in Tables I and II on the following pages. Detailed Hazard Assessment Sheets and Drawings and Photos (if applicable) are included in Appendix A.

VI. CONCLUSIONS

The Building Three-Year reinspection has been completed and response actions have been recommended for both friable and non-friable ACBM. A timely execution of the response actions recommended will enable the LEA and the Designated Person(s) to effectively manage the existing ACBM.

This three-year reinspection report should be inserted in the current Management plan at the CPS Central Office, and one (1) copy should be kept at the school for use when planning any renovation and/or demolition activities in areas where ACBM has been identified. Also, periodic surveillance documentation and any summary reports from any response actions that are executed at the school should be used to update the Management Plan.

III. METHODOLOGY

Tasks performed on-site included the following:

1. Review current management plan, identify HA(s) and extract appropriate information.
2. Examine and verify abatement records.
3. Touch and visually and physically reinspect and reassess the condition of all friable known or assumed ACBM.
4. Touch and visually and physically reinspect all non-friable known or assumed ACBM to determine whether these materials have become friable since the last inspection or periodic surveillance.
5. Identify any condition changes that may affect Hazard ranking of known ACBM or Assumed ACBM, as well as any HA(s) that have become friable since the last reinspection.
6. Collect bulk samples from each newly discovered friable HA or previously assumed and submit for laboratory analysis.
7. Tabulate reinspection findings and submit for management planner review and recommendations with appropriate response actions based on the AHERA Damage Category of the ACBM.
8. Submit reinspection findings and management planner recommendations to the LEA within thirty (30) days for inclusion into the management plan.

IV. ABATEMENT HISTORY

The information collected from the existing management plan and inspection report(s) and from interviews with the school official revealed that the following asbestos abatement was conducted at the school since the previous Three year Reinspection.

Abatement Dates:

V. REASSESSMENTS AND RECOMMENDATIONS

The reassessments and recommendations are summarized in Tables I and II on the following pages. Detailed Hazard Assessment Sheets and Drawings and Photos (if applicable) are included in Appendix A.

VI. CONCLUSIONS

The Building Three-Year reinspection has been completed and response actions have been recommended for both friable and non-friable ACBM. A timely execution of the response actions recommended will enable the LEA and the Designated Person(s) to effectively manage the existing ACBM.

This three-year reinspection report should be inserted in the current Management plan at the CPS Central Office, and one (1) copy should be kept at the school for use when planning any renovation and/or demolition activities in areas where ACBM has been identified. Also, periodic surveillance documentation and any summary reports from any response actions that are executed at the school should be used to update the Management Plan.

III. METHODOLOGY

Tasks performed on-site included the following:

1. Review current management plan, identify HA(s) and extract appropriate information.
2. Examine and verify abatement records.
3. Touch and visually and physically reinspect and reassess the condition of all friable known or assumed ACBM.
4. Touch and visually and physically reinspect all non-friable known or assumed ACBM to determine whether these materials have become friable since the last inspection or periodic surveillance.
5. Identify any condition changes that may affect Hazard ranking of known ACBM or Assumed ACBM, as well as any HA(s) that have become friable since the last reinspection.
6. Collect bulk samples from each newly discovered friable HA or previously assumed and submit for laboratory analysis.
7. Tabulate reinspection findings and submit for management planner review and recommendations with appropriate response actions based on the AHERA Damage Category of the ACBM.
8. Submit reinspection findings and management planner recommendations to the LEA within thirty (30) days for inclusion into the management plan.

IV. ABATEMENT HISTORY

The information collected from the existing management plan and inspection report(s) and from interviews with the school official revealed that the following asbestos abatement was conducted at the school since the previous Three year Reinspection.

Abatement Dates:

V. REASSESSMENTS AND RECOMMENDATIONS

The reassessments and recommendations are summarized in Tables I and II on the following pages. Detailed Hazard Assessment Sheets and Drawings and Photos (if applicable) are included in Appendix A.

VI. CONCLUSIONS

The Building Three-Year reinspection has been completed and response actions have been recommended for both friable and non-friable ACBM. A timely execution of the response actions recommended will enable the LEA and the Designated Person(s) to effectively manage the existing ACBM.

This three-year reinspection report should be inserted in the current Management plan at the CPS Central Office, and one (1) copy should be kept at the school for use when planning any renovation and/or demolition activities in areas where ACBM has been identified. Also, periodic surveillance documentation and any summary reports from any response actions that are executed at the school should be used to update the Management Plan.

III. METHODOLOGY

Tasks performed on-site included the following:

1. Review current management plan, identify HA(s) and extract appropriate information.
2. Examine and verify abatement records.
3. Touch and visually and physically reinspect and reassess the condition of all friable known or assumed ACBM.
4. Touch and visually and physically reinspect all non-friable known or assumed ACBM to determine whether these materials have become friable since the last inspection or periodic surveillance.
5. Identify any condition changes that may affect Hazard ranking of known ACBM or Assumed ACBM, as well as any HA(s) that have become friable since the last reinspection.
6. Collect bulk samples from each newly discovered friable HA or previously assumed and submit for laboratory analysis.
7. Tabulate reinspection findings and submit for management planner review and recommendations with appropriate response actions based on the AHERA Damage Category of the ACBM.
8. Submit reinspection findings and management planner recommendations to the LEA within thirty (30) days for inclusion into the management plan.

IV. ABATEMENT HISTORY

The information collected from the existing management plan and inspection report(s) and from interviews with the school official revealed that the following asbestos abatement was conducted at the school since the previous Three year Reinspection.

Abatement Dates:

V. REASSESSMENTS AND RECOMMENDATIONS

The reassessments and recommendations are summarized in Tables I and II on the following pages. Detailed Hazard Assessment Sheets and Drawings and Photos (if applicable) are included in Appendix A.

VI. CONCLUSIONS

The Building Three-Year reinspection has been completed and response actions have been recommended for both friable and non-friable ACBM. A timely execution of the response actions recommended will enable the LEA and the Designated Person(s) to effectively manage the existing ACBM.

This three-year reinspection report should be inserted in the current Management plan at the CPS Central Office, and one (1) copy should be kept at the school for use when planning any renovation and/or demolition activities in areas where ACBM has been identified. Also, periodic surveillance documentation and any summary reports from any response actions that are executed at the school should be used to update the Management Plan.

III. METHODOLOGY

Tasks performed on-site included the following:

1. Review current management plan, identify HA(s) and extract appropriate information.
2. Examine and verify abatement records.
3. Touch and visually and physically reinspect and reassess the condition of all friable known or assumed ACBM.
4. Touch and visually and physically reinspect all non-friable known or assumed ACBM to determine whether these materials have become friable since the last inspection or periodic surveillance.
5. Identify any condition changes that may affect Hazard ranking of known ACBM or Assumed ACBM, as well as any HA(s) that have become friable since the last reinspection.
6. Collect bulk samples from each newly discovered friable HA or previously assumed and submit for laboratory analysis.
7. Tabulate reinspection findings and submit for management planner review and recommendations with appropriate response actions based on the AHERA Damage Category of the ACBM.
8. Submit reinspection findings and management planner recommendations to the LEA within thirty (30) days for inclusion into the management plan.

IV. ABATEMENT HISTORY

The information collected from the existing management plan and inspection report(s) and from interviews with the school official revealed that the following asbestos abatement was conducted at the school since the previous Three year Reinspection.

Abatement Dates:

V. REASSESSMENTS AND RECOMMENDATIONS

The reassessments and recommendations are summarized in Tables I and II on the following pages. Detailed Hazard Assessment Sheets and Drawings and Photos (if applicable) are included in Appendix A.

VI. CONCLUSIONS

The Building Three-Year reinspection has been completed and response actions have been recommended for both friable and non-friable ACBM. A timely execution of the response actions recommended will enable the LEA and the Designated Person(s) to effectively manage the existing ACBM.

This three-year reinspection report should be inserted in the current Management plan at the CPS Central Office, and one (1) copy should be kept at the school for use when planning any renovation and/or demolition activities in areas where ACBM has been identified. Also, periodic surveillance documentation and any summary reports from any response actions that are executed at the school should be used to update the Management Plan.

III. METHODOLOGY

Tasks performed on-site included the following:

1. Review current management plan, identify HA(s) and extract appropriate information.
2. Examine and verify abatement records.
3. Touch and visually and physically reinspect and reassess the condition of all friable known or assumed ACBM.
4. Touch and visually and physically reinspect all non-friable known or assumed ACBM to determine whether these materials have become friable since the last inspection or periodic surveillance.
5. Identify any condition changes that may affect Hazard ranking of known ACBM or Assumed ACBM, as well as any HA(s) that have become friable since the last reinspection.
6. Collect bulk samples from each newly discovered friable HA or previously assumed and submit for laboratory analysis.
7. Tabulate reinspection findings and submit for management planner review and recommendations with appropriate response actions based on the AHERA Damage Category of the ACBM.
8. Submit reinspection findings and management planner recommendations to the LEA within thirty (30) days for inclusion into the management plan.

IV. ABATEMENT HISTORY

The information collected from the existing management plan and inspection report(s) and from interviews with the school official revealed that the following asbestos abatement was conducted at the school since the previous Three year Reinspection.

Abatement Dates:

V. REASSESSMENTS AND RECOMMENDATIONS

The reassessments and recommendations are summarized in Tables I and II on the following pages. Detailed Hazard Assessment Sheets and Drawings and Photos (if applicable) are included in Appendix A.

VI. CONCLUSIONS

The Building Three-Year reinspection has been completed and response actions have been recommended for both friable and non-friable ACBM. A timely execution of the response actions recommended will enable the LEA and the Designated Person(s) to effectively manage the existing ACBM.

This three-year reinspection report should be inserted in the current Management plan at the CPS Central Office, and one (1) copy should be kept at the school for use when planning any renovation and/or demolition activities in areas where ACBM has been identified. Also, periodic surveillance documentation and any summary reports from any response actions that are executed at the school should be used to update the Management Plan.

III. METHODOLOGY

Tasks performed on-site included the following:

1. Review current management plan, identify HA(s) and extract appropriate information.
2. Examine and verify abatement records.
3. Touch and visually and physically reinspect and reassess the condition of all friable known or assumed ACBM.
4. Touch and visually and physically reinspect all non-friable known or assumed ACBM to determine whether these materials have become friable since the last inspection or periodic surveillance.
5. Identify any condition changes that may affect Hazard ranking of known ACBM or Assumed ACBM, as well as any HA(s) that have become friable since the last reinspection.
6. Collect bulk samples from each newly discovered friable HA or previously assumed and submit for laboratory analysis.
7. Tabulate reinspection findings and submit for management planner review and recommendations with appropriate response actions based on the AHERA Damage Category of the ACBM.
8. Submit reinspection findings and management planner recommendations to the LEA within thirty (30) days for inclusion into the management plan.

IV. ABATEMENT HISTORY

The information collected from the existing management plan and inspection report(s) and from interviews with the school official revealed that the following asbestos abatement was conducted at the school since the previous Three year Reinspection.

Abatement Dates:

V. REASSESSMENTS AND RECOMMENDATIONS

The reassessments and recommendations are summarized in Tables I and II on the following pages. Detailed Hazard Assessment Sheets and Drawings and Photos (if applicable) are included in Appendix A.

VI. CONCLUSIONS

The Building Three-Year reinspection has been completed and response actions have been recommended for both friable and non-friable ACBM. A timely execution of the response actions recommended will enable the LEA and the Designated Person(s) to effectively manage the existing ACBM.

This three-year reinspection report should be inserted in the current Management plan at the CPS Central Office, and one (1) copy should be kept at the school for use when planning any renovation and/or demolition activities in areas where ACBM has been identified. Also, periodic surveillance documentation and any summary reports from any response actions that are executed at the school should be used to update the Management Plan.

III. METHODOLOGY

Tasks performed on-site included the following:

1. Review current management plan, identify HA(s) and extract appropriate information.
2. Examine and verify abatement records.
3. Touch and visually and physically reinspect and reassess the condition of all friable known or assumed ACBM.
4. Touch and visually and physically reinspect all non-friable known or assumed ACBM to determine whether these materials have become friable since the last inspection or periodic surveillance.
5. Identify any condition changes that may affect Hazard ranking of known ACBM or Assumed ACBM, as well as any HA(s) that have become friable since the last reinspection.
6. Collect bulk samples from each newly discovered friable HA or previously assumed and submit for laboratory analysis.
7. Tabulate reinspection findings and submit for management planner review and recommendations with appropriate response actions based on the AHERA Damage Category of the ACBM.
8. Submit reinspection findings and management planner recommendations to the LEA within thirty (30) days for inclusion into the management plan.

IV. ABATEMENT HISTORY

The information collected from the existing management plan and inspection report(s) and from interviews with the school official revealed that the following asbestos abatement was conducted at the school since the previous Three year Reinspection.

Abatement Dates:

V. REASSESSMENTS AND RECOMMENDATIONS

The reassessments and recommendations are summarized in Tables I and II on the following pages. Detailed Hazard Assessment Sheets and Drawings and Photos (if applicable) are included in Appendix A.

VI. CONCLUSIONS

The Building Three-Year reinspection has been completed and response actions have been recommended for both friable and non-friable ACBM. A timely execution of the response actions recommended will enable the LEA and the Designated Person(s) to effectively manage the existing ACBM.

This three-year reinspection report should be inserted in the current Management plan at the CPS Central Office, and one (1) copy should be kept at the school for use when planning any renovation and/or demolition activities in areas where ACBM has been identified. Also, periodic surveillance documentation and any summary reports from any response actions that are executed at the school should be used to update the Management Plan.

III. METHODOLOGY

Tasks performed on-site included the following:

1. Review current management plan, identify HA(s) and extract appropriate information.
2. Examine and verify abatement records.
3. Touch and visually and physically reinspect and reassess the condition of all friable known or assumed ACBM.
4. Touch and visually and physically reinspect all non-friable known or assumed ACBM to determine whether these materials have become friable since the last inspection or periodic surveillance.
5. Identify any condition changes that may affect Hazard ranking of known ACBM or Assumed ACBM, as well as any HA(s) that have become friable since the last reinspection.
6. Collect bulk samples from each newly discovered friable HA or previously assumed and submit for laboratory analysis.
7. Tabulate reinspection findings and submit for management planner review and recommendations with appropriate response actions based on the AHERA Damage Category of the ACBM.
8. Submit reinspection findings and management planner recommendations to the LEA within thirty (30) days for inclusion into the management plan.

IV. ABATEMENT HISTORY

The information collected from the existing management plan and inspection report(s) and from interviews with the school official revealed that the following asbestos abatement was conducted at the school since the previous Three year Reinspection.

Abatement Dates:

V. REASSESSMENTS AND RECOMMENDATIONS

The reassessments and recommendations are summarized in Tables I and II on the following pages. Detailed Hazard Assessment Sheets and Drawings and Photos (if applicable) are included in Appendix A.

VI. CONCLUSIONS

The Building Three-Year reinspection has been completed and response actions have been recommended for both friable and non-friable ACBM. A timely execution of the response actions recommended will enable the LEA and the Designated Person(s) to effectively manage the existing ACBM.

This three-year reinspection report should be inserted in the current Management plan at the CPS Central Office, and one (1) copy should be kept at the school for use when planning any renovation and/or demolition activities in areas where ACBM has been identified. Also, periodic surveillance documentation and any summary reports from any response actions that are executed at the school should be used to update the Management Plan.

III. METHODOLOGY

Tasks performed on-site included the following:

1. Review current management plan, identify HA(s) and extract appropriate information.
2. Examine and verify abatement records.
3. Touch and visually and physically reinspect and reassess the condition of all friable known or assumed ACBM.
4. Touch and visually and physically reinspect all non-friable known or assumed ACBM to determine whether these materials have become friable since the last inspection or periodic surveillance.
5. Identify any condition changes that may affect Hazard ranking of known ACBM or Assumed ACBM, as well as any HA(s) that have become friable since the last reinspection.
6. Collect bulk samples from each newly discovered friable HA or previously assumed and submit for laboratory analysis.
7. Tabulate reinspection findings and submit for management planner review and recommendations with appropriate response actions based on the AHERA Damage Category of the ACBM.
8. Submit reinspection findings and management planner recommendations to the LEA within thirty (30) days for inclusion into the management plan.

IV. ABATEMENT HISTORY

The information collected from the existing management plan and inspection report(s) and from interviews with the school official revealed that the following asbestos abatement was conducted at the school since the previous Three year Reinspection.

Abatement Dates:

V. REASSESSMENTS AND RECOMMENDATIONS

The reassessments and recommendations are summarized in Tables I and II on the following pages. Detailed Hazard Assessment Sheets and Drawings and Photos (if applicable) are included in Appendix A.

VI. CONCLUSIONS

The Building Three-Year reinspection has been completed and response actions have been recommended for both friable and non-friable ACBM. A timely execution of the response actions recommended will enable the LEA and the Designated Person(s) to effectively manage the existing ACBM.

This three-year reinspection report should be inserted in the current Management plan at the CPS Central Office, and one (1) copy should be kept at the school for use when planning any renovation and/or demolition activities in areas where ACBM has been identified. Also, periodic surveillance documentation and any summary reports from any response actions that are executed at the school should be used to update the Management Plan.

III. METHODOLOGY

Tasks performed on-site included the following:

1. Review current management plan, identify HA(s) and extract appropriate information.
2. Examine and verify abatement records.
3. Touch and visually and physically reinspect and reassess the condition of all friable known or assumed ACBM.
4. Touch and visually and physically reinspect all non-friable known or assumed ACBM to determine whether these materials have become friable since the last inspection or periodic surveillance.
5. Identify any condition changes that may affect Hazard ranking of known ACBM or Assumed ACBM, as well as any HA(s) that have become friable since the last reinspection.
6. Collect bulk samples from each newly discovered friable HA or previously assumed and submit for laboratory analysis.
7. Tabulate reinspection findings and submit for management planner review and recommendations with appropriate response actions based on the AHERA Damage Category of the ACBM.
8. Submit reinspection findings and management planner recommendations to the LEA within thirty (30) days for inclusion into the management plan.

IV. ABATEMENT HISTORY

The information collected from the existing management plan and inspection report(s) and from interviews with the school official revealed that the following asbestos abatement was conducted at the school since the previous Three year Reinspection.

Abatement Dates:

V. REASSESSMENTS AND RECOMMENDATIONS

The reassessments and recommendations are summarized in Tables I and II on the following pages. Detailed Hazard Assessment Sheets and Drawings and Photos (if applicable) are included in Appendix A.

VI. CONCLUSIONS

The Building Three-Year reinspection has been completed and response actions have been recommended for both friable and non-friable ACBM. A timely execution of the response actions recommended will enable the LEA and the Designated Person(s) to effectively manage the existing ACBM.

This three-year reinspection report should be inserted in the current Management plan at the CPS Central Office, and one (1) copy should be kept at the school for use when planning any renovation and/or demolition activities in areas where ACBM has been identified. Also, periodic surveillance documentation and any summary reports from any response actions that are executed at the school should be used to update the Management Plan.

III. METHODOLOGY

Tasks performed on-site included the following:

1. Review current management plan, identify HA(s) and extract appropriate information.
2. Examine and verify abatement records.
3. Touch and visually and physically reinspect and reassess the condition of all friable known or assumed ACBM.
4. Touch and visually and physically reinspect all non-friable known or assumed ACBM to determine whether these materials have become friable since the last inspection or periodic surveillance.
5. Identify any condition changes that may affect Hazard ranking of known ACBM or Assumed ACBM, as well as any HA(s) that have become friable since the last reinspection.
6. Collect bulk samples from each newly discovered friable HA or previously assumed and submit for laboratory analysis.
7. Tabulate reinspection findings and submit for management planner review and recommendations with appropriate response actions based on the AHERA Damage Category of the ACBM.
8. Submit reinspection findings and management planner recommendations to the LEA within thirty (30) days for inclusion into the management plan.

IV. ABATEMENT HISTORY

The information collected from the existing management plan and inspection report(s) and from interviews with the school official revealed that the following asbestos abatement was conducted at the school since the previous Three year Reinspection.

Abatement Dates:

V. REASSESSMENTS AND RECOMMENDATIONS

The reassessments and recommendations are summarized in Tables I and II on the following pages. Detailed Hazard Assessment Sheets and Drawings and Photos (if applicable) are included in Appendix A.

VI. CONCLUSIONS

The Building Three-Year reinspection has been completed and response actions have been recommended for both friable and non-friable ACBM. A timely execution of the response actions recommended will enable the LEA and the Designated Person(s) to effectively manage the existing ACBM.

This three-year reinspection report should be inserted in the current Management plan at the CPS Central Office, and one (1) copy should be kept at the school for use when planning any renovation and/or demolition activities in areas where ACBM has been identified. Also, periodic surveillance documentation and any summary reports from any response actions that are executed at the school should be used to update the Management Plan.

III. METHODOLOGY

Tasks performed on-site included the following:

1. Review current management plan, identify HA(s) and extract appropriate information.
2. Examine and verify abatement records.
3. Touch and visually and physically reinspect and reassess the condition of all friable known or assumed ACBM.
4. Touch and visually and physically reinspect all non-friable known or assumed ACBM to determine whether these materials have become friable since the last inspection or periodic surveillance.
5. Identify any condition changes that may affect Hazard ranking of known ACBM or Assumed ACBM, as well as any HA(s) that have become friable since the last reinspection.
6. Collect bulk samples from each newly discovered friable HA or previously assumed and submit for laboratory analysis.
7. Tabulate reinspection findings and submit for management planner review and recommendations with appropriate response actions based on the AHERA Damage Category of the ACBM.
8. Submit reinspection findings and management planner recommendations to the LEA within thirty (30) days for inclusion into the management plan.

IV. ABATEMENT HISTORY

The information collected from the existing management plan and inspection report(s) and from interviews with the school official revealed that the following asbestos abatement was conducted at the school since the previous Three year Reinspection.

Abatement Dates:

V. REASSESSMENTS AND RECOMMENDATIONS

The reassessments and recommendations are summarized in Tables I and II on the following pages. Detailed Hazard Assessment Sheets and Drawings and Photos (if applicable) are included in Appendix A.

VI. CONCLUSIONS

The Building Three-Year reinspection has been completed and response actions have been recommended for both friable and non-friable ACBM. A timely execution of the response actions recommended will enable the LEA and the Designated Person(s) to effectively manage the existing ACBM.

This three-year reinspection report should be inserted in the current Management plan at the CPS Central Office, and one (1) copy should be kept at the school for use when planning any renovation and/or demolition activities in areas where ACBM has been identified. Also, periodic surveillance documentation and any summary reports from any response actions that are executed at the school should be used to update the Management Plan.

III. METHODOLOGY

Tasks performed on-site included the following:

1. Review current management plan, identify HA(s) and extract appropriate information.
2. Examine and verify abatement records.
3. Touch and visually and physically reinspect and reassess the condition of all friable known or assumed ACBM.
4. Touch and visually and physically reinspect all non-friable known or assumed ACBM to determine whether these materials have become friable since the last inspection or periodic surveillance.
5. Identify any condition changes that may affect Hazard ranking of known ACBM or Assumed ACBM, as well as any HA(s) that have become friable since the last reinspection.
6. Collect bulk samples from each newly discovered friable HA or previously assumed and submit for laboratory analysis.
7. Tabulate reinspection findings and submit for management planner review and recommendations with appropriate response actions based on the AHERA Damage Category of the ACBM.
8. Submit reinspection findings and management planner recommendations to the LEA within thirty (30) days for inclusion into the management plan.

IV. ABATEMENT HISTORY

The information collected from the existing management plan and inspection report(s) and from interviews with the school official revealed that the following asbestos abatement was conducted at the school since the previous Three year Reinspection.

Abatement Dates:

V. REASSESSMENTS AND RECOMMENDATIONS

The reassessments and recommendations are summarized in Tables I and II on the following pages. Detailed Hazard Assessment Sheets and Drawings and Photos (if applicable) are included in Appendix A.

VI. CONCLUSIONS

The Building Three-Year reinspection has been completed and response actions have been recommended for both friable and non-friable ACBM. A timely execution of the response actions recommended will enable the LEA and the Designated Person(s) to effectively manage the existing ACBM.

This three-year reinspection report should be inserted in the current Management plan at the CPS Central Office, and one (1) copy should be kept at the school for use when planning any renovation and/or demolition activities in areas where ACBM has been identified. Also, periodic surveillance documentation and any summary reports from any response actions that are executed at the school should be used to update the Management Plan.

III. METHODOLOGY

Tasks performed on-site included the following:

1. Review current management plan, identify HA(s) and extract appropriate information.
2. Examine and verify abatement records.
3. Touch and visually and physically reinspect and reassess the condition of all friable known or assumed ACBM.
4. Touch and visually and physically reinspect all non-friable known or assumed ACBM to determine whether these materials have become friable since the last inspection or periodic surveillance.
5. Identify any condition changes that may affect Hazard ranking of known ACBM or Assumed ACBM, as well as any HA(s) that have become friable since the last reinspection.
6. Collect bulk samples from each newly discovered friable HA or previously assumed and submit for laboratory analysis.
7. Tabulate reinspection findings and submit for management planner review and recommendations with appropriate response actions based on the AHERA Damage Category of the ACBM.
8. Submit reinspection findings and management planner recommendations to the LEA within thirty (30) days for inclusion into the management plan.

IV. ABATEMENT HISTORY

The information collected from the existing management plan and inspection report(s) and from interviews with the school official revealed that the following asbestos abatement was conducted at the school since the previous Three year Reinspection.

Abatement Dates:

V. REASSESSMENTS AND RECOMMENDATIONS

The reassessments and recommendations are summarized in Tables I and II on the following pages. Detailed Hazard Assessment Sheets and Drawings and Photos (if applicable) are included in Appendix A.

VI. CONCLUSIONS

The Building Three-Year reinspection has been completed and response actions have been recommended for both friable and non-friable ACBM. A timely execution of the response actions recommended will enable the LEA and the Designated Person(s) to effectively manage the existing ACBM.

This three-year reinspection report should be inserted in the current Management plan at the CPS Central Office, and one (1) copy should be kept at the school for use when planning any renovation and/or demolition activities in areas where ACBM has been identified. Also, periodic surveillance documentation and any summary reports from any response actions that are executed at the school should be used to update the Management Plan.

III. METHODOLOGY

Tasks performed on-site included the following:

1. Review current management plan, identify HA(s) and extract appropriate information.
2. Examine and verify abatement records.
3. Touch and visually and physically reinspect and reassess the condition of all friable known or assumed ACBM.
4. Touch and visually and physically reinspect all non-friable known or assumed ACBM to determine whether these materials have become friable since the last inspection or periodic surveillance.
5. Identify any condition changes that may affect Hazard ranking of known ACBM or Assumed ACBM, as well as any HA(s) that have become friable since the last reinspection.
6. Collect bulk samples from each newly discovered friable HA or previously assumed and submit for laboratory analysis.
7. Tabulate reinspection findings and submit for management planner review and recommendations with appropriate response actions based on the AHERA Damage Category of the ACBM.
8. Submit reinspection findings and management planner recommendations to the LEA within thirty (30) days for inclusion into the management plan.

IV. ABATEMENT HISTORY

The information collected from the existing management plan and inspection report(s) and from interviews with the school official revealed that the following asbestos abatement was conducted at the school since the previous Three year Reinspection.

Abatement Dates:

V. REASSESSMENTS AND RECOMMENDATIONS

The reassessments and recommendations are summarized in Tables I and II on the following pages. Detailed Hazard Assessment Sheets and Drawings and Photos (if applicable) are included in Appendix A.

VI. CONCLUSIONS

The Building Three-Year reinspection has been completed and response actions have been recommended for both friable and non-friable ACBM. A timely execution of the response actions recommended will enable the LEA and the Designated Person(s) to effectively manage the existing ACBM.

This three-year reinspection report should be inserted in the current Management plan at the CPS Central Office, and one (1) copy should be kept at the school for use when planning any renovation and/or demolition activities in areas where ACBM has been identified. Also, periodic surveillance documentation and any summary reports from any response actions that are executed at the school should be used to update the Management Plan.

III. METHODOLOGY

Tasks performed on-site included the following:

1. Review current management plan, identify HA(s) and extract appropriate information.
2. Examine and verify abatement records.
3. Touch and visually and physically reinspect and reassess the condition of all friable known or assumed ACBM.
4. Touch and visually and physically reinspect all non-friable known or assumed ACBM to determine whether these materials have become friable since the last inspection or periodic surveillance.
5. Identify any condition changes that may affect Hazard ranking of known ACBM or Assumed ACBM, as well as any HA(s) that have become friable since the last reinspection.
6. Collect bulk samples from each newly discovered friable HA or previously assumed and submit for laboratory analysis.
7. Tabulate reinspection findings and submit for management planner review and recommendations with appropriate response actions based on the AHERA Damage Category of the ACBM.
8. Submit reinspection findings and management planner recommendations to the LEA within thirty (30) days for inclusion into the management plan.

IV. ABATEMENT HISTORY

The information collected from the existing management plan and inspection report(s) and from interviews with the school official revealed that the following asbestos abatement was conducted at the school since the previous Three year Reinspection.

Abatement Dates:

V. REASSESSMENTS AND RECOMMENDATIONS

The reassessments and recommendations are summarized in Tables I and II on the following pages. Detailed Hazard Assessment Sheets and Drawings and Photos (if applicable) are included in Appendix A.

VI. CONCLUSIONS

The Building Three-Year reinspection has been completed and response actions have been recommended for both friable and non-friable ACBM. A timely execution of the response actions recommended will enable the LEA and the Designated Person(s) to effectively manage the existing ACBM.

This three-year reinspection report should be inserted in the current Management plan at the CPS Central Office, and one (1) copy should be kept at the school for use when planning any renovation and/or demolition activities in areas where ACBM has been identified. Also, periodic surveillance documentation and any summary reports from any response actions that are executed at the school should be used to update the Management Plan.

III. METHODOLOGY

Tasks performed on-site included the following:

1. Review current management plan, identify HA(s) and extract appropriate information.
2. Examine and verify abatement records.
3. Touch and visually and physically reinspect and reassess the condition of all friable known or assumed ACBM.
4. Touch and visually and physically reinspect all non-friable known or assumed ACBM to determine whether these materials have become friable since the last inspection or periodic surveillance.
5. Identify any condition changes that may affect Hazard ranking of known ACBM or Assumed ACBM, as well as any HA(s) that have become friable since the last reinspection.
6. Collect bulk samples from each newly discovered friable HA or previously assumed and submit for laboratory analysis.
7. Tabulate reinspection findings and submit for management planner review and recommendations with appropriate response actions based on the AHERA Damage Category of the ACBM.
8. Submit reinspection findings and management planner recommendations to the LEA within thirty (30) days for inclusion into the management plan.

IV. ABATEMENT HISTORY

The information collected from the existing management plan and inspection report(s) and from interviews with the school official revealed that the following asbestos abatement was conducted at the school since the previous Three year Reinspection.

Abatement Dates:

V. REASSESSMENTS AND RECOMMENDATIONS

The reassessments and recommendations are summarized in Tables I and II on the following pages. Detailed Hazard Assessment Sheets and Drawings and Photos (if applicable) are included in Appendix A.

VI. CONCLUSIONS

The Building Three-Year reinspection has been completed and response actions have been recommended for both friable and non-friable ACBM. A timely execution of the response actions recommended will enable the LEA and the Designated Person(s) to effectively manage the existing ACBM.

This three-year reinspection report should be inserted in the current Management plan at the CPS Central Office, and one (1) copy should be kept at the school for use when planning any renovation and/or demolition activities in areas where ACBM has been identified. Also, periodic surveillance documentation and any summary reports from any response actions that are executed at the school should be used to update the Management Plan.

III. METHODOLOGY

Tasks performed on-site included the following:

1. Review current management plan, identify HA(s) and extract appropriate information.
2. Examine and verify abatement records.
3. Touch and visually and physically reinspect and reassess the condition of all friable known or assumed ACBM.
4. Touch and visually and physically reinspect all non-friable known or assumed ACBM to determine whether these materials have become friable since the last inspection or periodic surveillance.
5. Identify any condition changes that may affect Hazard ranking of known ACBM or Assumed ACBM, as well as any HA(s) that have become friable since the last reinspection.
6. Collect bulk samples from each newly discovered friable HA or previously assumed and submit for laboratory analysis.
7. Tabulate reinspection findings and submit for management planner review and recommendations with appropriate response actions based on the AHERA Damage Category of the ACBM.
8. Submit reinspection findings and management planner recommendations to the LEA within thirty (30) days for inclusion into the management plan.

IV. ABATEMENT HISTORY

The information collected from the existing management plan and inspection report(s) and from interviews with the school official revealed that the following asbestos abatement was conducted at the school since the previous Three year Reinspection.

Abatement Dates:

V. REASSESSMENTS AND RECOMMENDATIONS

The reassessments and recommendations are summarized in Tables I and II on the following pages. Detailed Hazard Assessment Sheets and Drawings and Photos (if applicable) are included in Appendix A.

VI. CONCLUSIONS

The Building Three-Year reinspection has been completed and response actions have been recommended for both friable and non-friable ACBM. A timely execution of the response actions recommended will enable the LEA and the Designated Person(s) to effectively manage the existing ACBM.

This three-year reinspection report should be inserted in the current Management plan at the CPS Central Office, and one (1) copy should be kept at the school for use when planning any renovation and/or demolition activities in areas where ACBM has been identified. Also, periodic surveillance documentation and any summary reports from any response actions that are executed at the school should be used to update the Management Plan.

III. METHODOLOGY

Tasks performed on-site included the following:

1. Review current management plan, identify HA(s) and extract appropriate information.
2. Examine and verify abatement records.
3. Touch and visually and physically reinspect and reassess the condition of all friable known or assumed ACBM.
4. Touch and visually and physically reinspect all non-friable known or assumed ACBM to determine whether these materials have become friable since the last inspection or periodic surveillance.
5. Identify any condition changes that may affect Hazard ranking of known ACBM or Assumed ACBM, as well as any HA(s) that have become friable since the last reinspection.
6. Collect bulk samples from each newly discovered friable HA or previously assumed and submit for laboratory analysis.
7. Tabulate reinspection findings and submit for management planner review and recommendations with appropriate response actions based on the AHERA Damage Category of the ACBM.
8. Submit reinspection findings and management planner recommendations to the LEA within thirty (30) days for inclusion into the management plan.

IV. ABATEMENT HISTORY

The information collected from the existing management plan and inspection report(s) and from interviews with the school official revealed that the following asbestos abatement was conducted at the school since the previous Three year Reinspection.

Abatement Dates:

V. REASSESSMENTS AND RECOMMENDATIONS

The reassessments and recommendations are summarized in Tables I and II on the following pages. Detailed Hazard Assessment Sheets and Drawings and Photos (if applicable) are included in Appendix A.

VI. CONCLUSIONS

The Building Three-Year reinspection has been completed and response actions have been recommended for both friable and non-friable ACBM. A timely execution of the response actions recommended will enable the LEA and the Designated Person(s) to effectively manage the existing ACBM.

This three-year reinspection report should be inserted in the current Management plan at the CPS Central Office, and one (1) copy should be kept at the school for use when planning any renovation and/or demolition activities in areas where ACBM has been identified. Also, periodic surveillance documentation and any summary reports from any response actions that are executed at the school should be used to update the Management Plan.

III. METHODOLOGY

Tasks performed on-site included the following:

1. Review current management plan, identify HA(s) and extract appropriate information.
2. Examine and verify abatement records.
3. Touch and visually and physically reinspect and reassess the condition of all friable known or assumed ACBM.
4. Touch and visually and physically reinspect all non-friable known or assumed ACBM to determine whether these materials have become friable since the last inspection or periodic surveillance.
5. Identify any condition changes that may affect Hazard ranking of known ACBM or Assumed ACBM, as well as any HA(s) that have become friable since the last reinspection.
6. Collect bulk samples from each newly discovered friable HA or previously assumed and submit for laboratory analysis.
7. Tabulate reinspection findings and submit for management planner review and recommendations with appropriate response actions based on the AHERA Damage Category of the ACBM.
8. Submit reinspection findings and management planner recommendations to the LEA within thirty (30) days for inclusion into the management plan.

IV. ABATEMENT HISTORY

The information collected from the existing management plan and inspection report(s) and from interviews with the school official revealed that the following asbestos abatement was conducted at the school since the previous Three year Reinspection.

Abatement Dates:

V. REASSESSMENTS AND RECOMMENDATIONS

The reassessments and recommendations are summarized in Tables I and II on the following pages. Detailed Hazard Assessment Sheets and Drawings and Photos (if applicable) are included in Appendix A.

VI. CONCLUSIONS

The Building Three-Year reinspection has been completed and response actions have been recommended for both friable and non-friable ACBM. A timely execution of the response actions recommended will enable the LEA and the Designated Person(s) to effectively manage the existing ACBM.

This three-year reinspection report should be inserted in the current Management plan at the CPS Central Office, and one (1) copy should be kept at the school for use when planning any renovation and/or demolition activities in areas where ACBM has been identified. Also, periodic surveillance documentation and any summary reports from any response actions that are executed at the school should be used to update the Management Plan.

III. METHODOLOGY

Tasks performed on-site included the following:

1. Review current management plan, identify HA(s) and extract appropriate information.
2. Examine and verify abatement records.
3. Touch and visually and physically reinspect and reassess the condition of all friable known or assumed ACBM.
4. Touch and visually and physically reinspect all non-friable known or assumed ACBM to determine whether these materials have become friable since the last inspection or periodic surveillance.
5. Identify any condition changes that may affect Hazard ranking of known ACBM or Assumed ACBM, as well as any HA(s) that have become friable since the last reinspection.
6. Collect bulk samples from each newly discovered friable HA or previously assumed and submit for laboratory analysis.
7. Tabulate reinspection findings and submit for management planner review and recommendations with appropriate response actions based on the AHERA Damage Category of the ACBM.
8. Submit reinspection findings and management planner recommendations to the LEA within thirty (30) days for inclusion into the management plan.

IV. ABATEMENT HISTORY

The information collected from the existing management plan and inspection report(s) and from interviews with the school official revealed that the following asbestos abatement was conducted at the school since the previous Three year Reinspection.

Abatement Dates:

V. REASSESSMENTS AND RECOMMENDATIONS

The reassessments and recommendations are summarized in Tables I and II on the following pages. Detailed Hazard Assessment Sheets and Drawings and Photos (if applicable) are included in Appendix A.

VI. CONCLUSIONS

The Building Three-Year reinspection has been completed and response actions have been recommended for both friable and non-friable ACBM. A timely execution of the response actions recommended will enable the LEA and the Designated Person(s) to effectively manage the existing ACBM.

This three-year reinspection report should be inserted in the current Management plan at the CPS Central Office, and one (1) copy should be kept at the school for use when planning any renovation and/or demolition activities in areas where ACBM has been identified. Also, periodic surveillance documentation and any summary reports from any response actions that are executed at the school should be used to update the Management Plan.

III. METHODOLOGY

Tasks performed on-site included the following:

1. Review current management plan, identify HA(s) and extract appropriate information.
2. Examine and verify abatement records.
3. Touch and visually and physically reinspect and reassess the condition of all friable known or assumed ACBM.
4. Touch and visually and physically reinspect all non-friable known or assumed ACBM to determine whether these materials have become friable since the last inspection or periodic surveillance.
5. Identify any condition changes that may affect Hazard ranking of known ACBM or Assumed ACBM, as well as any HA(s) that have become friable since the last reinspection.
6. Collect bulk samples from each newly discovered friable HA or previously assumed and submit for laboratory analysis.
7. Tabulate reinspection findings and submit for management planner review and recommendations with appropriate response actions based on the AHERA Damage Category of the ACBM.
8. Submit reinspection findings and management planner recommendations to the LEA within thirty (30) days for inclusion into the management plan.

IV. ABATEMENT HISTORY

The information collected from the existing management plan and inspection report(s) and from interviews with the school official revealed that the following asbestos abatement was conducted at the school since the previous Three year Reinspection.

Abatement Dates:

V. REASSESSMENTS AND RECOMMENDATIONS

The reassessments and recommendations are summarized in Tables I and II on the following pages. Detailed Hazard Assessment Sheets and Drawings and Photos (if applicable) are included in Appendix A.

VI. CONCLUSIONS

The Building Three-Year reinspection has been completed and response actions have been recommended for both friable and non-friable ACBM. A timely execution of the response actions recommended will enable the LEA and the Designated Person(s) to effectively manage the existing ACBM.

This three-year reinspection report should be inserted in the current Management plan at the CPS Central Office, and one (1) copy should be kept at the school for use when planning any renovation and/or demolition activities in areas where ACBM has been identified. Also, periodic surveillance documentation and any summary reports from any response actions that are executed at the school should be used to update the Management Plan.

III. METHODOLOGY

Tasks performed on-site included the following:

1. Review current management plan, identify HA(s) and extract appropriate information.
2. Examine and verify abatement records.
3. Touch and visually and physically reinspect and reassess the condition of all friable known or assumed ACBM.
4. Touch and visually and physically reinspect all non-friable known or assumed ACBM to determine whether these materials have become friable since the last inspection or periodic surveillance.
5. Identify any condition changes that may affect Hazard ranking of known ACBM or Assumed ACBM, as well as any HA(s) that have become friable since the last reinspection.
6. Collect bulk samples from each newly discovered friable HA or previously assumed and submit for laboratory analysis.
7. Tabulate reinspection findings and submit for management planner review and recommendations with appropriate response actions based on the AHERA Damage Category of the ACBM.
8. Submit reinspection findings and management planner recommendations to the LEA within thirty (30) days for inclusion into the management plan.

IV. ABATEMENT HISTORY

The information collected from the existing management plan and inspection report(s) and from interviews with the school official revealed that the following asbestos abatement was conducted at the school since the previous Three year Reinspection.

Abatement Dates:

V. REASSESSMENTS AND RECOMMENDATIONS

The reassessments and recommendations are summarized in Tables I and II on the following pages. Detailed Hazard Assessment Sheets and Drawings and Photos (if applicable) are included in Appendix A.

VI. CONCLUSIONS

The Building Three-Year reinspection has been completed and response actions have been recommended for both friable and non-friable ACBM. A timely execution of the response actions recommended will enable the LEA and the Designated Person(s) to effectively manage the existing ACBM.

This three-year reinspection report should be inserted in the current Management plan at the CPS Central Office, and one (1) copy should be kept at the school for use when planning any renovation and/or demolition activities in areas where ACBM has been identified. Also, periodic surveillance documentation and any summary reports from any response actions that are executed at the school should be used to update the Management Plan.

III. METHODOLOGY

Tasks performed on-site included the following:

1. Review current management plan, identify HA(s) and extract appropriate information.
2. Examine and verify abatement records.
3. Touch and visually and physically reinspect and reassess the condition of all friable known or assumed ACBM.
4. Touch and visually and physically reinspect all non-friable known or assumed ACBM to determine whether these materials have become friable since the last inspection or periodic surveillance.
5. Identify any condition changes that may affect Hazard ranking of known ACBM or Assumed ACBM, as well as any HA(s) that have become friable since the last reinspection.
6. Collect bulk samples from each newly discovered friable HA or previously assumed and submit for laboratory analysis.
7. Tabulate reinspection findings and submit for management planner review and recommendations with appropriate response actions based on the AHERA Damage Category of the ACBM.
8. Submit reinspection findings and management planner recommendations to the LEA within thirty (30) days for inclusion into the management plan.

IV. ABATEMENT HISTORY

The information collected from the existing management plan and inspection report(s) and from interviews with the school official revealed that the following asbestos abatement was conducted at the school since the previous Three year Reinspection.

Abatement Dates:

V. REASSESSMENTS AND RECOMMENDATIONS

The reassessments and recommendations are summarized in Tables I and II on the following pages. Detailed Hazard Assessment Sheets and Drawings and Photos (if applicable) are included in Appendix A.

VI. CONCLUSIONS

The Building Three-Year reinspection has been completed and response actions have been recommended for both friable and non-friable ACBM. A timely execution of the response actions recommended will enable the LEA and the Designated Person(s) to effectively manage the existing ACBM.

This three-year reinspection report should be inserted in the current Management plan at the CPS Central Office, and one (1) copy should be kept at the school for use when planning any renovation and/or demolition activities in areas where ACBM has been identified. Also, periodic surveillance documentation and any summary reports from any response actions that are executed at the school should be used to update the Management Plan.

III. METHODOLOGY

Tasks performed on-site included the following:

1. Review current management plan, identify HA(s) and extract appropriate information.
2. Examine and verify abatement records.
3. Touch and visually and physically reinspect and reassess the condition of all friable known or assumed ACBM.
4. Touch and visually and physically reinspect all non-friable known or assumed ACBM to determine whether these materials have become friable since the last inspection or periodic surveillance.
5. Identify any condition changes that may affect Hazard ranking of known ACBM or Assumed ACBM, as well as any HA(s) that have become friable since the last reinspection.
6. Collect bulk samples from each newly discovered friable HA or previously assumed and submit for laboratory analysis.
7. Tabulate reinspection findings and submit for management planner review and recommendations with appropriate response actions based on the AHERA Damage Category of the ACBM.
8. Submit reinspection findings and management planner recommendations to the LEA within thirty (30) days for inclusion into the management plan.

IV. ABATEMENT HISTORY

The information collected from the existing management plan and inspection report(s) and from interviews with the school official revealed that the following asbestos abatement was conducted at the school since the previous Three year Reinspection.

Abatement Dates:

V. REASSESSMENTS AND RECOMMENDATIONS

The reassessments and recommendations are summarized in Tables I and II on the following pages. Detailed Hazard Assessment Sheets and Drawings and Photos (if applicable) are included in Appendix A.

VI. CONCLUSIONS

The Building Three-Year reinspection has been completed and response actions have been recommended for both friable and non-friable ACBM. A timely execution of the response actions recommended will enable the LEA and the Designated Person(s) to effectively manage the existing ACBM.

This three-year reinspection report should be inserted in the current Management plan at the CPS Central Office, and one (1) copy should be kept at the school for use when planning any renovation and/or demolition activities in areas where ACBM has been identified. Also, periodic surveillance documentation and any summary reports from any response actions that are executed at the school should be used to update the Management Plan.

III. METHODOLOGY

Tasks performed on-site included the following:

1. Review current management plan, identify HA(s) and extract appropriate information.
2. Examine and verify abatement records.
3. Touch and visually and physically reinspect and reassess the condition of all friable known or assumed ACBM.
4. Touch and visually and physically reinspect all non-friable known or assumed ACBM to determine whether these materials have become friable since the last inspection or periodic surveillance.
5. Identify any condition changes that may affect Hazard ranking of known ACBM or Assumed ACBM, as well as any HA(s) that have become friable since the last reinspection.
6. Collect bulk samples from each newly discovered friable HA or previously assumed and submit for laboratory analysis.
7. Tabulate reinspection findings and submit for management planner review and recommendations with appropriate response actions based on the AHERA Damage Category of the ACBM.
8. Submit reinspection findings and management planner recommendations to the LEA within thirty (30) days for inclusion into the management plan.

IV. ABATEMENT HISTORY

The information collected from the existing management plan and inspection report(s) and from interviews with the school official revealed that the following asbestos abatement was conducted at the school since the previous Three year Reinspection.

Abatement Dates:

V. REASSESSMENTS AND RECOMMENDATIONS

The reassessments and recommendations are summarized in Tables I and II on the following pages. Detailed Hazard Assessment Sheets and Drawings and Photos (if applicable) are included in Appendix A.

VI. CONCLUSIONS

The Building Three-Year reinspection has been completed and response actions have been recommended for both friable and non-friable ACBM. A timely execution of the response actions recommended will enable the LEA and the Designated Person(s) to effectively manage the existing ACBM.

This three-year reinspection report should be inserted in the current Management plan at the CPS Central Office, and one (1) copy should be kept at the school for use when planning any renovation and/or demolition activities in areas where ACBM has been identified. Also, periodic surveillance documentation and any summary reports from any response actions that are executed at the school should be used to update the Management Plan.

III. METHODOLOGY

Tasks performed on-site included the following:

1. Review current management plan, identify HA(s) and extract appropriate information.
2. Examine and verify abatement records.
3. Touch and visually and physically reinspect and reassess the condition of all friable known or assumed ACBM.
4. Touch and visually and physically reinspect all non-friable known or assumed ACBM to determine whether these materials have become friable since the last inspection or periodic surveillance.
5. Identify any condition changes that may affect Hazard ranking of known ACBM or Assumed ACBM, as well as any HA(s) that have become friable since the last reinspection.
6. Collect bulk samples from each newly discovered friable HA or previously assumed and submit for laboratory analysis.
7. Tabulate reinspection findings and submit for management planner review and recommendations with appropriate response actions based on the AHERA Damage Category of the ACBM.
8. Submit reinspection findings and management planner recommendations to the LEA within thirty (30) days for inclusion into the management plan.

IV. ABATEMENT HISTORY

The information collected from the existing management plan and inspection report(s) and from interviews with the school official revealed that the following asbestos abatement was conducted at the school since the previous Three year Reinspection.

Abatement Dates:

V. REASSESSMENTS AND RECOMMENDATIONS

The reassessments and recommendations are summarized in Tables I and II on the following pages. Detailed Hazard Assessment Sheets and Drawings and Photos (if applicable) are included in Appendix A.

VI. CONCLUSIONS

The Building Three-Year reinspection has been completed and response actions have been recommended for both friable and non-friable ACBM. A timely execution of the response actions recommended will enable the LEA and the Designated Person(s) to effectively manage the existing ACBM.

This three-year reinspection report should be inserted in the current Management plan at the CPS Central Office, and one (1) copy should be kept at the school for use when planning any renovation and/or demolition activities in areas where ACBM has been identified. Also, periodic surveillance documentation and any summary reports from any response actions that are executed at the school should be used to update the Management Plan.

III. METHODOLOGY

Tasks performed on-site included the following:

1. Review current management plan, identify HA(s) and extract appropriate information.
2. Examine and verify abatement records.
3. Touch and visually and physically reinspect and reassess the condition of all friable known or assumed ACBM.
4. Touch and visually and physically reinspect all non-friable known or assumed ACBM to determine whether these materials have become friable since the last inspection or periodic surveillance.
5. Identify any condition changes that may affect Hazard ranking of known ACBM or Assumed ACBM, as well as any HA(s) that have become friable since the last reinspection.
6. Collect bulk samples from each newly discovered friable HA or previously assumed and submit for laboratory analysis.
7. Tabulate reinspection findings and submit for management planner review and recommendations with appropriate response actions based on the AHERA Damage Category of the ACBM.
8. Submit reinspection findings and management planner recommendations to the LEA within thirty (30) days for inclusion into the management plan.

IV. ABATEMENT HISTORY

The information collected from the existing management plan and inspection report(s) and from interviews with the school official revealed that the following asbestos abatement was conducted at the school since the previous Three year Reinspection.

Abatement Dates:

V. REASSESSMENTS AND RECOMMENDATIONS

The reassessments and recommendations are summarized in Tables I and II on the following pages. Detailed Hazard Assessment Sheets and Drawings and Photos (if applicable) are included in Appendix A.

VI. CONCLUSIONS

The Building Three-Year reinspection has been completed and response actions have been recommended for both friable and non-friable ACBM. A timely execution of the response actions recommended will enable the LEA and the Designated Person(s) to effectively manage the existing ACBM.

This three-year reinspection report should be inserted in the current Management plan at the CPS Central Office, and one (1) copy should be kept at the school for use when planning any renovation and/or demolition activities in areas where ACBM has been identified. Also, periodic surveillance documentation and any summary reports from any response actions that are executed at the school should be used to update the Management Plan.

III. METHODOLOGY

Tasks performed on-site included the following:

1. Review current management plan, identify HA(s) and extract appropriate information.
2. Examine and verify abatement records.
3. Touch and visually and physically reinspect and reassess the condition of all friable known or assumed ACBM.
4. Touch and visually and physically reinspect all non-friable known or assumed ACBM to determine whether these materials have become friable since the last inspection or periodic surveillance.
5. Identify any condition changes that may affect Hazard ranking of known ACBM or Assumed ACBM, as well as any HA(s) that have become friable since the last reinspection.
6. Collect bulk samples from each newly discovered friable HA or previously assumed and submit for laboratory analysis.
7. Tabulate reinspection findings and submit for management planner review and recommendations with appropriate response actions based on the AHERA Damage Category of the ACBM.
8. Submit reinspection findings and management planner recommendations to the LEA within thirty (30) days for inclusion into the management plan.

IV. ABATEMENT HISTORY

The information collected from the existing management plan and inspection report(s) and from interviews with the school official revealed that the following asbestos abatement was conducted at the school since the previous Three year Reinspection.

Abatement Dates:

V. REASSESSMENTS AND RECOMMENDATIONS

The reassessments and recommendations are summarized in Tables I and II on the following pages. Detailed Hazard Assessment Sheets and Drawings and Photos (if applicable) are included in Appendix A.

VI. CONCLUSIONS

The Building Three-Year reinspection has been completed and response actions have been recommended for both friable and non-friable ACBM. A timely execution of the response actions recommended will enable the LEA and the Designated Person(s) to effectively manage the existing ACBM.

This three-year reinspection report should be inserted in the current Management plan at the CPS Central Office, and one (1) copy should be kept at the school for use when planning any renovation and/or demolition activities in areas where ACBM has been identified. Also, periodic surveillance documentation and any summary reports from any response actions that are executed at the school should be used to update the Management Plan.

III. METHODOLOGY

Tasks performed on-site included the following:

1. Review current management plan, identify HA(s) and extract appropriate information.
2. Examine and verify abatement records.
3. Touch and visually and physically reinspect and reassess the condition of all friable known or assumed ACBM.
4. Touch and visually and physically reinspect all non-friable known or assumed ACBM to determine whether these materials have become friable since the last inspection or periodic surveillance.
5. Identify any condition changes that may affect Hazard ranking of known ACBM or Assumed ACBM, as well as any HA(s) that have become friable since the last reinspection.
6. Collect bulk samples from each newly discovered friable HA or previously assumed and submit for laboratory analysis.
7. Tabulate reinspection findings and submit for management planner review and recommendations with appropriate response actions based on the AHERA Damage Category of the ACBM.
8. Submit reinspection findings and management planner recommendations to the LEA within thirty (30) days for inclusion into the management plan.

IV. ABATEMENT HISTORY

The information collected from the existing management plan and inspection report(s) and from interviews with the school official revealed that the following asbestos abatement was conducted at the school since the previous Three year Reinspection.

Abatement Dates:

V. REASSESSMENTS AND RECOMMENDATIONS

The reassessments and recommendations are summarized in Tables I and II on the following pages. Detailed Hazard Assessment Sheets and Drawings and Photos (if applicable) are included in Appendix A.

VI. CONCLUSIONS

The Building Three-Year reinspection has been completed and response actions have been recommended for both friable and non-friable ACBM. A timely execution of the response actions recommended will enable the LEA and the Designated Person(s) to effectively manage the existing ACBM.

This three-year reinspection report should be inserted in the current Management plan at the CPS Central Office, and one (1) copy should be kept at the school for use when planning any renovation and/or demolition activities in areas where ACBM has been identified. Also, periodic surveillance documentation and any summary reports from any response actions that are executed at the school should be used to update the Management Plan.

III. METHODOLOGY

Tasks performed on-site included the following:

1. Review current management plan, identify HA(s) and extract appropriate information.
2. Examine and verify abatement records.
3. Touch and visually and physically reinspect and reassess the condition of all friable known or assumed ACBM.
4. Touch and visually and physically reinspect all non-friable known or assumed ACBM to determine whether these materials have become friable since the last inspection or periodic surveillance.
5. Identify any condition changes that may affect Hazard ranking of known ACBM or Assumed ACBM, as well as any HA(s) that have become friable since the last reinspection.
6. Collect bulk samples from each newly discovered friable HA or previously assumed and submit for laboratory analysis.
7. Tabulate reinspection findings and submit for management planner review and recommendations with appropriate response actions based on the AHERA Damage Category of the ACBM.
8. Submit reinspection findings and management planner recommendations to the LEA within thirty (30) days for inclusion into the management plan.

IV. ABATEMENT HISTORY

The information collected from the existing management plan and inspection report(s) and from interviews with the school official revealed that the following asbestos abatement was conducted at the school since the previous Three year Reinspection.

Abatement Dates:

V. REASSESSMENTS AND RECOMMENDATIONS

The reassessments and recommendations are summarized in Tables I and II on the following pages. Detailed Hazard Assessment Sheets and Drawings and Photos (if applicable) are included in Appendix A.

VI. CONCLUSIONS

The Building Three-Year reinspection has been completed and response actions have been recommended for both friable and non-friable ACBM. A timely execution of the response actions recommended will enable the LEA and the Designated Person(s) to effectively manage the existing ACBM.

This three-year reinspection report should be inserted in the current Management plan at the CPS Central Office, and one (1) copy should be kept at the school for use when planning any renovation and/or demolition activities in areas where ACBM has been identified. Also, periodic surveillance documentation and any summary reports from any response actions that are executed at the school should be used to update the Management Plan.

III. METHODOLOGY

Tasks performed on-site included the following:

1. Review current management plan, identify HA(s) and extract appropriate information.
2. Examine and verify abatement records.
3. Touch and visually and physically reinspect and reassess the condition of all friable known or assumed ACBM.
4. Touch and visually and physically reinspect all non-friable known or assumed ACBM to determine whether these materials have become friable since the last inspection or periodic surveillance.
5. Identify any condition changes that may affect Hazard ranking of known ACBM or Assumed ACBM, as well as any HA(s) that have become friable since the last reinspection.
6. Collect bulk samples from each newly discovered friable HA or previously assumed and submit for laboratory analysis.
7. Tabulate reinspection findings and submit for management planner review and recommendations with appropriate response actions based on the AHERA Damage Category of the ACBM.
8. Submit reinspection findings and management planner recommendations to the LEA within thirty (30) days for inclusion into the management plan.

IV. ABATEMENT HISTORY

The information collected from the existing management plan and inspection report(s) and from interviews with the school official revealed that the following asbestos abatement was conducted at the school since the previous Three year Reinspection.

Abatement Dates:

V. REASSESSMENTS AND RECOMMENDATIONS

The reassessments and recommendations are summarized in Tables I and II on the following pages. Detailed Hazard Assessment Sheets and Drawings and Photos (if applicable) are included in Appendix A.

VI. CONCLUSIONS

The Building Three-Year reinspection has been completed and response actions have been recommended for both friable and non-friable ACBM. A timely execution of the response actions recommended will enable the LEA and the Designated Person(s) to effectively manage the existing ACBM.

This three-year reinspection report should be inserted in the current Management plan at the CPS Central Office, and one (1) copy should be kept at the school for use when planning any renovation and/or demolition activities in areas where ACBM has been identified. Also, periodic surveillance documentation and any summary reports from any response actions that are executed at the school should be used to update the Management Plan.

III. METHODOLOGY

Tasks performed on-site included the following:

1. Review current management plan, identify HA(s) and extract appropriate information.
2. Examine and verify abatement records.
3. Touch and visually and physically reinspect and reassess the condition of all friable known or assumed ACBM.
4. Touch and visually and physically reinspect all non-friable known or assumed ACBM to determine whether these materials have become friable since the last inspection or periodic surveillance.
5. Identify any condition changes that may affect Hazard ranking of known ACBM or Assumed ACBM, as well as any HA(s) that have become friable since the last reinspection.
6. Collect bulk samples from each newly discovered friable HA or previously assumed and submit for laboratory analysis.
7. Tabulate reinspection findings and submit for management planner review and recommendations with appropriate response actions based on the AHERA Damage Category of the ACBM.
8. Submit reinspection findings and management planner recommendations to the LEA within thirty (30) days for inclusion into the management plan.

IV. ABATEMENT HISTORY

The information collected from the existing management plan and inspection report(s) and from interviews with the school official revealed that the following asbestos abatement was conducted at the school since the previous Three year Reinspection.

Abatement Dates:

V. REASSESSMENTS AND RECOMMENDATIONS

The reassessments and recommendations are summarized in Tables I and II on the following pages. Detailed Hazard Assessment Sheets and Drawings and Photos (if applicable) are included in Appendix A.

VI. CONCLUSIONS

The Building Three-Year reinspection has been completed and response actions have been recommended for both friable and non-friable ACBM. A timely execution of the response actions recommended will enable the LEA and the Designated Person(s) to effectively manage the existing ACBM.

This three-year reinspection report should be inserted in the current Management plan at the CPS Central Office, and one (1) copy should be kept at the school for use when planning any renovation and/or demolition activities in areas where ACBM has been identified. Also, periodic surveillance documentation and any summary reports from any response actions that are executed at the school should be used to update the Management Plan.

III. METHODOLOGY

Tasks performed on-site included the following:

1. Review current management plan, identify HA(s) and extract appropriate information.
2. Examine and verify abatement records.
3. Touch and visually and physically reinspect and reassess the condition of all friable known or assumed ACBM.
4. Touch and visually and physically reinspect all non-friable known or assumed ACBM to determine whether these materials have become friable since the last inspection or periodic surveillance.
5. Identify any condition changes that may affect Hazard ranking of known ACBM or Assumed ACBM, as well as any HA(s) that have become friable since the last reinspection.
6. Collect bulk samples from each newly discovered friable HA or previously assumed and submit for laboratory analysis.
7. Tabulate reinspection findings and submit for management planner review and recommendations with appropriate response actions based on the AHERA Damage Category of the ACBM.
8. Submit reinspection findings and management planner recommendations to the LEA within thirty (30) days for inclusion into the management plan.

IV. ABATEMENT HISTORY

The information collected from the existing management plan and inspection report(s) and from interviews with the school official revealed that the following asbestos abatement was conducted at the school since the previous Three year Reinspection.

Abatement Dates:

V. REASSESSMENTS AND RECOMMENDATIONS

The reassessments and recommendations are summarized in Tables I and II on the following pages. Detailed Hazard Assessment Sheets and Drawings and Photos (if applicable) are included in Appendix A.

VI. CONCLUSIONS

The Building Three-Year reinspection has been completed and response actions have been recommended for both friable and non-friable ACBM. A timely execution of the response actions recommended will enable the LEA and the Designated Person(s) to effectively manage the existing ACBM.

This three-year reinspection report should be inserted in the current Management plan at the CPS Central Office, and one (1) copy should be kept at the school for use when planning any renovation and/or demolition activities in areas where ACBM has been identified. Also, periodic surveillance documentation and any summary reports from any response actions that are executed at the school should be used to update the Management Plan.

III. METHODOLOGY

Tasks performed on-site included the following:

1. Review current management plan, identify HA(s) and extract appropriate information.
2. Examine and verify abatement records.
3. Touch and visually and physically reinspect and reassess the condition of all friable known or assumed ACBM.
4. Touch and visually and physically reinspect all non-friable known or assumed ACBM to determine whether these materials have become friable since the last inspection or periodic surveillance.
5. Identify any condition changes that may affect Hazard ranking of known ACBM or Assumed ACBM, as well as any HA(s) that have become friable since the last reinspection.
6. Collect bulk samples from each newly discovered friable HA or previously assumed and submit for laboratory analysis.
7. Tabulate reinspection findings and submit for management planner review and recommendations with appropriate response actions based on the AHERA Damage Category of the ACBM.
8. Submit reinspection findings and management planner recommendations to the LEA within thirty (30) days for inclusion into the management plan.

IV. ABATEMENT HISTORY

The information collected from the existing management plan and inspection report(s) and from interviews with the school official revealed that the following asbestos abatement was conducted at the school since the previous Three year Reinspection.

Abatement Dates:

V. REASSESSMENTS AND RECOMMENDATIONS

The reassessments and recommendations are summarized in Tables I and II on the following pages. Detailed Hazard Assessment Sheets and Drawings and Photos (if applicable) are included in Appendix A.

VI. CONCLUSIONS

The Building Three-Year reinspection has been completed and response actions have been recommended for both friable and non-friable ACBM. A timely execution of the response actions recommended will enable the LEA and the Designated Person(s) to effectively manage the existing ACBM.

This three-year reinspection report should be inserted in the current Management plan at the CPS Central Office, and one (1) copy should be kept at the school for use when planning any renovation and/or demolition activities in areas where ACBM has been identified. Also, periodic surveillance documentation and any summary reports from any response actions that are executed at the school should be used to update the Management Plan.

III. METHODOLOGY

Tasks performed on-site included the following:

1. Review current management plan, identify HA(s) and extract appropriate information.
2. Examine and verify abatement records.
3. Touch and visually and physically reinspect and reassess the condition of all friable known or assumed ACBM.
4. Touch and visually and physically reinspect all non-friable known or assumed ACBM to determine whether these materials have become friable since the last inspection or periodic surveillance.
5. Identify any condition changes that may affect Hazard ranking of known ACBM or Assumed ACBM, as well as any HA(s) that have become friable since the last reinspection.
6. Collect bulk samples from each newly discovered friable HA or previously assumed and submit for laboratory analysis.
7. Tabulate reinspection findings and submit for management planner review and recommendations with appropriate response actions based on the AHERA Damage Category of the ACBM.
8. Submit reinspection findings and management planner recommendations to the LEA within thirty (30) days for inclusion into the management plan.

IV. ABATEMENT HISTORY

The information collected from the existing management plan and inspection report(s) and from interviews with the school official revealed that the following asbestos abatement was conducted at the school since the previous Three year Reinspection.

Abatement Dates:

V. REASSESSMENTS AND RECOMMENDATIONS

The reassessments and recommendations are summarized in Tables I and II on the following pages. Detailed Hazard Assessment Sheets and Drawings and Photos (if applicable) are included in Appendix A.

VI. CONCLUSIONS

The Building Three-Year reinspection has been completed and response actions have been recommended for both friable and non-friable ACBM. A timely execution of the response actions recommended will enable the LEA and the Designated Person(s) to effectively manage the existing ACBM.

This three-year reinspection report should be inserted in the current Management plan at the CPS Central Office, and one (1) copy should be kept at the school for use when planning any renovation and/or demolition activities in areas where ACBM has been identified. Also, periodic surveillance documentation and any summary reports from any response actions that are executed at the school should be used to update the Management Plan.

III. METHODOLOGY

Tasks performed on-site included the following:

1. Review current management plan, identify HA(s) and extract appropriate information.
2. Examine and verify abatement records.
3. Touch and visually and physically reinspect and reassess the condition of all friable known or assumed ACBM.
4. Touch and visually and physically reinspect all non-friable known or assumed ACBM to determine whether these materials have become friable since the last inspection or periodic surveillance.
5. Identify any condition changes that may affect Hazard ranking of known ACBM or Assumed ACBM, as well as any HA(s) that have become friable since the last reinspection.
6. Collect bulk samples from each newly discovered friable HA or previously assumed and submit for laboratory analysis.
7. Tabulate reinspection findings and submit for management planner review and recommendations with appropriate response actions based on the AHERA Damage Category of the ACBM.
8. Submit reinspection findings and management planner recommendations to the LEA within thirty (30) days for inclusion into the management plan.

IV. ABATEMENT HISTORY

The information collected from the existing management plan and inspection report(s) and from interviews with the school official revealed that the following asbestos abatement was conducted at the school since the previous Three year Reinspection.

Abatement Dates:

V. REASSESSMENTS AND RECOMMENDATIONS

The reassessments and recommendations are summarized in Tables I and II on the following pages. Detailed Hazard Assessment Sheets and Drawings and Photos (if applicable) are included in Appendix A.

VI. CONCLUSIONS

The Building Three-Year reinspection has been completed and response actions have been recommended for both friable and non-friable ACBM. A timely execution of the response actions recommended will enable the LEA and the Designated Person(s) to effectively manage the existing ACBM.

This three-year reinspection report should be inserted in the current Management plan at the CPS Central Office, and one (1) copy should be kept at the school for use when planning any renovation and/or demolition activities in areas where ACBM has been identified. Also, periodic surveillance documentation and any summary reports from any response actions that are executed at the school should be used to update the Management Plan.

III. METHODOLOGY

Tasks performed on-site included the following:

1. Review current management plan, identify HA(s) and extract appropriate information.
2. Examine and verify abatement records.
3. Touch and visually and physically reinspect and reassess the condition of all friable known or assumed ACBM.
4. Touch and visually and physically reinspect all non-friable known or assumed ACBM to determine whether these materials have become friable since the last inspection or periodic surveillance.
5. Identify any condition changes that may affect Hazard ranking of known ACBM or Assumed ACBM, as well as any HA(s) that have become friable since the last reinspection.
6. Collect bulk samples from each newly discovered friable HA or previously assumed and submit for laboratory analysis.
7. Tabulate reinspection findings and submit for management planner review and recommendations with appropriate response actions based on the AHERA Damage Category of the ACBM.
8. Submit reinspection findings and management planner recommendations to the LEA within thirty (30) days for inclusion into the management plan.

IV. ABATEMENT HISTORY

The information collected from the existing management plan and inspection report(s) and from interviews with the school official revealed that the following asbestos abatement was conducted at the school since the previous Three year Reinspection.

Abatement Dates:

V. REASSESSMENTS AND RECOMMENDATIONS

The reassessments and recommendations are summarized in Tables I and II on the following pages. Detailed Hazard Assessment Sheets and Drawings and Photos (if applicable) are included in Appendix A.

VI. CONCLUSIONS

The Building Three-Year reinspection has been completed and response actions have been recommended for both friable and non-friable ACBM. A timely execution of the response actions recommended will enable the LEA and the Designated Person(s) to effectively manage the existing ACBM.

This three-year reinspection report should be inserted in the current Management plan at the CPS Central Office, and one (1) copy should be kept at the school for use when planning any renovation and/or demolition activities in areas where ACBM has been identified. Also, periodic surveillance documentation and any summary reports from any response actions that are executed at the school should be used to update the Management Plan.

III. METHODOLOGY

Tasks performed on-site included the following:

1. Review current management plan, identify HA(s) and extract appropriate information.
2. Examine and verify abatement records.
3. Touch and visually and physically reinspect and reassess the condition of all friable known or assumed ACBM.
4. Touch and visually and physically reinspect all non-friable known or assumed ACBM to determine whether these materials have become friable since the last inspection or periodic surveillance.
5. Identify any condition changes that may affect Hazard ranking of known ACBM or Assumed ACBM, as well as any HA(s) that have become friable since the last reinspection.
6. Collect bulk samples from each newly discovered friable HA or previously assumed and submit for laboratory analysis.
7. Tabulate reinspection findings and submit for management planner review and recommendations with appropriate response actions based on the AHERA Damage Category of the ACBM.
8. Submit reinspection findings and management planner recommendations to the LEA within thirty (30) days for inclusion into the management plan.

IV. ABATEMENT HISTORY

The information collected from the existing management plan and inspection report(s) and from interviews with the school official revealed that the following asbestos abatement was conducted at the school since the previous Three year Reinspection.

Abatement Dates:

V. REASSESSMENTS AND RECOMMENDATIONS

The reassessments and recommendations are summarized in Tables I and II on the following pages. Detailed Hazard Assessment Sheets and Drawings and Photos (if applicable) are included in Appendix A.

VI. CONCLUSIONS

The Building Three-Year reinspection has been completed and response actions have been recommended for both friable and non-friable ACBM. A timely execution of the response actions recommended will enable the LEA and the Designated Person(s) to effectively manage the existing ACBM.

This three-year reinspection report should be inserted in the current Management plan at the CPS Central Office, and one (1) copy should be kept at the school for use when planning any renovation and/or demolition activities in areas where ACBM has been identified. Also, periodic surveillance documentation and any summary reports from any response actions that are executed at the school should be used to update the Management Plan.

III. METHODOLOGY

Tasks performed on-site included the following:

1. Review current management plan, identify HA(s) and extract appropriate information.
2. Examine and verify abatement records.
3. Touch and visually and physically reinspect and reassess the condition of all friable known or assumed ACBM.
4. Touch and visually and physically reinspect all non-friable known or assumed ACBM to determine whether these materials have become friable since the last inspection or periodic surveillance.
5. Identify any condition changes that may affect Hazard ranking of known ACBM or Assumed ACBM, as well as any HA(s) that have become friable since the last reinspection.
6. Collect bulk samples from each newly discovered friable HA or previously assumed and submit for laboratory analysis.
7. Tabulate reinspection findings and submit for management planner review and recommendations with appropriate response actions based on the AHERA Damage Category of the ACBM.
8. Submit reinspection findings and management planner recommendations to the LEA within thirty (30) days for inclusion into the management plan.

IV. ABATEMENT HISTORY

The information collected from the existing management plan and inspection report(s) and from interviews with the school official revealed that the following asbestos abatement was conducted at the school since the previous Three year Reinspection.

Abatement Dates:

V. REASSESSMENTS AND RECOMMENDATIONS

The reassessments and recommendations are summarized in Tables I and II on the following pages. Detailed Hazard Assessment Sheets and Drawings and Photos (if applicable) are included in Appendix A.

VI. CONCLUSIONS

The Building Three-Year reinspection has been completed and response actions have been recommended for both friable and non-friable ACBM. A timely execution of the response actions recommended will enable the LEA and the Designated Person(s) to effectively manage the existing ACBM.

This three-year reinspection report should be inserted in the current Management plan at the CPS Central Office, and one (1) copy should be kept at the school for use when planning any renovation and/or demolition activities in areas where ACBM has been identified. Also, periodic surveillance documentation and any summary reports from any response actions that are executed at the school should be used to update the Management Plan.

III. METHODOLOGY

Tasks performed on-site included the following:

1. Review current management plan, identify HA(s) and extract appropriate information.
2. Examine and verify abatement records.
3. Touch and visually and physically reinspect and reassess the condition of all friable known or assumed ACBM.
4. Touch and visually and physically reinspect all non-friable known or assumed ACBM to determine whether these materials have become friable since the last inspection or periodic surveillance.
5. Identify any condition changes that may affect Hazard ranking of known ACBM or Assumed ACBM, as well as any HA(s) that have become friable since the last reinspection.
6. Collect bulk samples from each newly discovered friable HA or previously assumed and submit for laboratory analysis.
7. Tabulate reinspection findings and submit for management planner review and recommendations with appropriate response actions based on the AHERA Damage Category of the ACBM.
8. Submit reinspection findings and management planner recommendations to the LEA within thirty (30) days for inclusion into the management plan.

IV. ABATEMENT HISTORY

The information collected from the existing management plan and inspection report(s) and from interviews with the school official revealed that the following asbestos abatement was conducted at the school since the previous Three year Reinspection.

Abatement Dates:

V. REASSESSMENTS AND RECOMMENDATIONS

The reassessments and recommendations are summarized in Tables I and II on the following pages. Detailed Hazard Assessment Sheets and Drawings and Photos (if applicable) are included in Appendix A.

VI. CONCLUSIONS

The Building Three-Year reinspection has been completed and response actions have been recommended for both friable and non-friable ACBM. A timely execution of the response actions recommended will enable the LEA and the Designated Person(s) to effectively manage the existing ACBM.

This three-year reinspection report should be inserted in the current Management plan at the CPS Central Office, and one (1) copy should be kept at the school for use when planning any renovation and/or demolition activities in areas where ACBM has been identified. Also, periodic surveillance documentation and any summary reports from any response actions that are executed at the school should be used to update the Management Plan.

III. METHODOLOGY

Tasks performed on-site included the following:

1. Review current management plan, identify HA(s) and extract appropriate information.
2. Examine and verify abatement records.
3. Touch and visually and physically reinspect and reassess the condition of all friable known or assumed ACBM.
4. Touch and visually and physically reinspect all non-friable known or assumed ACBM to determine whether these materials have become friable since the last inspection or periodic surveillance.
5. Identify any condition changes that may affect Hazard ranking of known ACBM or Assumed ACBM, as well as any HA(s) that have become friable since the last reinspection.
6. Collect bulk samples from each newly discovered friable HA or previously assumed and submit for laboratory analysis.
7. Tabulate reinspection findings and submit for management planner review and recommendations with appropriate response actions based on the AHERA Damage Category of the ACBM.
8. Submit reinspection findings and management planner recommendations to the LEA within thirty (30) days for inclusion into the management plan.

IV. ABATEMENT HISTORY

The information collected from the existing management plan and inspection report(s) and from interviews with the school official revealed that the following asbestos abatement was conducted at the school since the previous Three year Reinspection.

Abatement Dates:

V. REASSESSMENTS AND RECOMMENDATIONS

The reassessments and recommendations are summarized in Tables I and II on the following pages. Detailed Hazard Assessment Sheets and Drawings and Photos (if applicable) are included in Appendix A.

VI. CONCLUSIONS

The Building Three-Year reinspection has been completed and response actions have been recommended for both friable and non-friable ACBM. A timely execution of the response actions recommended will enable the LEA and the Designated Person(s) to effectively manage the existing ACBM.

This three-year reinspection report should be inserted in the current Management plan at the CPS Central Office, and one (1) copy should be kept at the school for use when planning any renovation and/or demolition activities in areas where ACBM has been identified. Also, periodic surveillance documentation and any summary reports from any response actions that are executed at the school should be used to update the Management Plan.

III. METHODOLOGY

Tasks performed on-site included the following:

1. Review current management plan, identify HA(s) and extract appropriate information.
2. Examine and verify abatement records.
3. Touch and visually and physically reinspect and reassess the condition of all friable known or assumed ACBM.
4. Touch and visually and physically reinspect all non-friable known or assumed ACBM to determine whether these materials have become friable since the last inspection or periodic surveillance.
5. Identify any condition changes that may affect Hazard ranking of known ACBM or Assumed ACBM, as well as any HA(s) that have become friable since the last reinspection.
6. Collect bulk samples from each newly discovered friable HA or previously assumed and submit for laboratory analysis.
7. Tabulate reinspection findings and submit for management planner review and recommendations with appropriate response actions based on the AHERA Damage Category of the ACBM.
8. Submit reinspection findings and management planner recommendations to the LEA within thirty (30) days for inclusion into the management plan.

IV. ABATEMENT HISTORY

The information collected from the existing management plan and inspection report(s) and from interviews with the school official revealed that the following asbestos abatement was conducted at the school since the previous Three year Reinspection.

Abatement Dates:

V. REASSESSMENTS AND RECOMMENDATIONS

The reassessments and recommendations are summarized in Tables I and II on the following pages. Detailed Hazard Assessment Sheets and Drawings and Photos (if applicable) are included in Appendix A.

VI. CONCLUSIONS

The Building Three-Year reinspection has been completed and response actions have been recommended for both friable and non-friable ACBM. A timely execution of the response actions recommended will enable the LEA and the Designated Person(s) to effectively manage the existing ACBM.

This three-year reinspection report should be inserted in the current Management plan at the CPS Central Office, and one (1) copy should be kept at the school for use when planning any renovation and/or demolition activities in areas where ACBM has been identified. Also, periodic surveillance documentation and any summary reports from any response actions that are executed at the school should be used to update the Management Plan.

III. METHODOLOGY

Tasks performed on-site included the following:

1. Review current management plan, identify HA(s) and extract appropriate information.
2. Examine and verify abatement records.
3. Touch and visually and physically reinspect and reassess the condition of all friable known or assumed ACBM.
4. Touch and visually and physically reinspect all non-friable known or assumed ACBM to determine whether these materials have become friable since the last inspection or periodic surveillance.
5. Identify any condition changes that may affect Hazard ranking of known ACBM or Assumed ACBM, as well as any HA(s) that have become friable since the last reinspection.
6. Collect bulk samples from each newly discovered friable HA or previously assumed and submit for laboratory analysis.
7. Tabulate reinspection findings and submit for management planner review and recommendations with appropriate response actions based on the AHERA Damage Category of the ACBM.
8. Submit reinspection findings and management planner recommendations to the LEA within thirty (30) days for inclusion into the management plan.

IV. ABATEMENT HISTORY

The information collected from the existing management plan and inspection report(s) and from interviews with the school official revealed that the following asbestos abatement was conducted at the school since the previous Three year Reinspection.

Abatement Dates:

V. REASSESSMENTS AND RECOMMENDATIONS

The reassessments and recommendations are summarized in Tables I and II on the following pages. Detailed Hazard Assessment Sheets and Drawings and Photos (if applicable) are included in Appendix A.

VI. CONCLUSIONS

The Building Three-Year reinspection has been completed and response actions have been recommended for both friable and non-friable ACBM. A timely execution of the response actions recommended will enable the LEA and the Designated Person(s) to effectively manage the existing ACBM.

This three-year reinspection report should be inserted in the current Management plan at the CPS Central Office, and one (1) copy should be kept at the school for use when planning any renovation and/or demolition activities in areas where ACBM has been identified. Also, periodic surveillance documentation and any summary reports from any response actions that are executed at the school should be used to update the Management Plan.

III. METHODOLOGY

Tasks performed on-site included the following:

1. Review current management plan, identify HA(s) and extract appropriate information.
2. Examine and verify abatement records.
3. Touch and visually and physically reinspect and reassess the condition of all friable known or assumed ACBM.
4. Touch and visually and physically reinspect all non-friable known or assumed ACBM to determine whether these materials have become friable since the last inspection or periodic surveillance.
5. Identify any condition changes that may affect Hazard ranking of known ACBM or Assumed ACBM, as well as any HA(s) that have become friable since the last reinspection.
6. Collect bulk samples from each newly discovered friable HA or previously assumed and submit for laboratory analysis.
7. Tabulate reinspection findings and submit for management planner review and recommendations with appropriate response actions based on the AHERA Damage Category of the ACBM.
8. Submit reinspection findings and management planner recommendations to the LEA within thirty (30) days for inclusion into the management plan.

IV. ABATEMENT HISTORY

The information collected from the existing management plan and inspection report(s) and from interviews with the school official revealed that the following asbestos abatement was conducted at the school since the previous Three year Reinspection.

Abatement Dates:

V. REASSESSMENTS AND RECOMMENDATIONS

The reassessments and recommendations are summarized in Tables I and II on the following pages. Detailed Hazard Assessment Sheets and Drawings and Photos (if applicable) are included in Appendix A.

VI. CONCLUSIONS

The Building Three-Year reinspection has been completed and response actions have been recommended for both friable and non-friable ACBM. A timely execution of the response actions recommended will enable the LEA and the Designated Person(s) to effectively manage the existing ACBM.

This three-year reinspection report should be inserted in the current Management plan at the CPS Central Office, and one (1) copy should be kept at the school for use when planning any renovation and/or demolition activities in areas where ACBM has been identified. Also, periodic surveillance documentation and any summary reports from any response actions that are executed at the school should be used to update the Management Plan.

III. METHODOLOGY

Tasks performed on-site included the following:

1. Review current management plan, identify HA(s) and extract appropriate information.
2. Examine and verify abatement records.
3. Touch and visually and physically reinspect and reassess the condition of all friable known or assumed ACBM.
4. Touch and visually and physically reinspect all non-friable known or assumed ACBM to determine whether these materials have become friable since the last inspection or periodic surveillance.
5. Identify any condition changes that may affect Hazard ranking of known ACBM or Assumed ACBM, as well as any HA(s) that have become friable since the last reinspection.
6. Collect bulk samples from each newly discovered friable HA or previously assumed and submit for laboratory analysis.
7. Tabulate reinspection findings and submit for management planner review and recommendations with appropriate response actions based on the AHERA Damage Category of the ACBM.
8. Submit reinspection findings and management planner recommendations to the LEA within thirty (30) days for inclusion into the management plan.

IV. ABATEMENT HISTORY

The information collected from the existing management plan and inspection report(s) and from interviews with the school official revealed that the following asbestos abatement was conducted at the school since the previous Three year Reinspection.

Abatement Dates:

V. REASSESSMENTS AND RECOMMENDATIONS

The reassessments and recommendations are summarized in Tables I and II on the following pages. Detailed Hazard Assessment Sheets and Drawings and Photos (if applicable) are included in Appendix A.

VI. CONCLUSIONS

The Building Three-Year reinspection has been completed and response actions have been recommended for both friable and non-friable ACBM. A timely execution of the response actions recommended will enable the LEA and the Designated Person(s) to effectively manage the existing ACBM.

This three-year reinspection report should be inserted in the current Management plan at the CPS Central Office, and one (1) copy should be kept at the school for use when planning any renovation and/or demolition activities in areas where ACBM has been identified. Also, periodic surveillance documentation and any summary reports from any response actions that are executed at the school should be used to update the Management Plan.

III. METHODOLOGY

Tasks performed on-site included the following:

1. Review current management plan, identify HA(s) and extract appropriate information.
2. Examine and verify abatement records.
3. Touch and visually and physically reinspect and reassess the condition of all friable known or assumed ACBM.
4. Touch and visually and physically reinspect all non-friable known or assumed ACBM to determine whether these materials have become friable since the last inspection or periodic surveillance.
5. Identify any condition changes that may affect Hazard ranking of known ACBM or Assumed ACBM, as well as any HA(s) that have become friable since the last reinspection.
6. Collect bulk samples from each newly discovered friable HA or previously assumed and submit for laboratory analysis.
7. Tabulate reinspection findings and submit for management planner review and recommendations with appropriate response actions based on the AHERA Damage Category of the ACBM.
8. Submit reinspection findings and management planner recommendations to the LEA within thirty (30) days for inclusion into the management plan.

IV. ABATEMENT HISTORY

The information collected from the existing management plan and inspection report(s) and from interviews with the school official revealed that the following asbestos abatement was conducted at the school since the previous Three year Reinspection.

Abatement Dates:

V. REASSESSMENTS AND RECOMMENDATIONS

The reassessments and recommendations are summarized in Tables I and II on the following pages. Detailed Hazard Assessment Sheets and Drawings and Photos (if applicable) are included in Appendix A.

VI. CONCLUSIONS

The Building Three-Year reinspection has been completed and response actions have been recommended for both friable and non-friable ACBM. A timely execution of the response actions recommended will enable the LEA and the Designated Person(s) to effectively manage the existing ACBM.

This three-year reinspection report should be inserted in the current Management plan at the CPS Central Office, and one (1) copy should be kept at the school for use when planning any renovation and/or demolition activities in areas where ACBM has been identified. Also, periodic surveillance documentation and any summary reports from any response actions that are executed at the school should be used to update the Management Plan.

III. METHODOLOGY

Tasks performed on-site included the following:

1. Review current management plan, identify HA(s) and extract appropriate information.
2. Examine and verify abatement records.
3. Touch and visually and physically reinspect and reassess the condition of all friable known or assumed ACBM.
4. Touch and visually and physically reinspect all non-friable known or assumed ACBM to determine whether these materials have become friable since the last inspection or periodic surveillance.
5. Identify any condition changes that may affect Hazard ranking of known ACBM or Assumed ACBM, as well as any HA(s) that have become friable since the last reinspection.
6. Collect bulk samples from each newly discovered friable HA or previously assumed and submit for laboratory analysis.
7. Tabulate reinspection findings and submit for management planner review and recommendations with appropriate response actions based on the AHERA Damage Category of the ACBM.
8. Submit reinspection findings and management planner recommendations to the LEA within thirty (30) days for inclusion into the management plan.

IV. ABATEMENT HISTORY

The information collected from the existing management plan and inspection report(s) and from interviews with the school official revealed that the following asbestos abatement was conducted at the school since the previous Three year Reinspection.

Abatement Dates:

V. REASSESSMENTS AND RECOMMENDATIONS

The reassessments and recommendations are summarized in Tables I and II on the following pages. Detailed Hazard Assessment Sheets and Drawings and Photos (if applicable) are included in Appendix A.

VI. CONCLUSIONS

The Building Three-Year reinspection has been completed and response actions have been recommended for both friable and non-friable ACBM. A timely execution of the response actions recommended will enable the LEA and the Designated Person(s) to effectively manage the existing ACBM.

This three-year reinspection report should be inserted in the current Management plan at the CPS Central Office, and one (1) copy should be kept at the school for use when planning any renovation and/or demolition activities in areas where ACBM has been identified. Also, periodic surveillance documentation and any summary reports from any response actions that are executed at the school should be used to update the Management Plan.

III. METHODOLOGY

Tasks performed on-site included the following:

1. Review current management plan, identify HA(s) and extract appropriate information.
2. Examine and verify abatement records.
3. Touch and visually and physically reinspect and reassess the condition of all friable known or assumed ACBM.
4. Touch and visually and physically reinspect all non-friable known or assumed ACBM to determine whether these materials have become friable since the last inspection or periodic surveillance.
5. Identify any condition changes that may affect Hazard ranking of known ACBM or Assumed ACBM, as well as any HA(s) that have become friable since the last reinspection.
6. Collect bulk samples from each newly discovered friable HA or previously assumed and submit for laboratory analysis.
7. Tabulate reinspection findings and submit for management planner review and recommendations with appropriate response actions based on the AHERA Damage Category of the ACBM.
8. Submit reinspection findings and management planner recommendations to the LEA within thirty (30) days for inclusion into the management plan.

IV. ABATEMENT HISTORY

The information collected from the existing management plan and inspection report(s) and from interviews with the school official revealed that the following asbestos abatement was conducted at the school since the previous Three year Reinspection.

Abatement Dates:

V. REASSESSMENTS AND RECOMMENDATIONS

The reassessments and recommendations are summarized in Tables I and II on the following pages. Detailed Hazard Assessment Sheets and Drawings and Photos (if applicable) are included in Appendix A.

VI. CONCLUSIONS

The Building Three-Year reinspection has been completed and response actions have been recommended for both friable and non-friable ACBM. A timely execution of the response actions recommended will enable the LEA and the Designated Person(s) to effectively manage the existing ACBM.

This three-year reinspection report should be inserted in the current Management plan at the CPS Central Office, and one (1) copy should be kept at the school for use when planning any renovation and/or demolition activities in areas where ACBM has been identified. Also, periodic surveillance documentation and any summary reports from any response actions that are executed at the school should be used to update the Management Plan.

III. METHODOLOGY

Tasks performed on-site included the following:

1. Review current management plan, identify HA(s) and extract appropriate information.
2. Examine and verify abatement records.
3. Touch and visually and physically reinspect and reassess the condition of all friable known or assumed ACBM.
4. Touch and visually and physically reinspect all non-friable known or assumed ACBM to determine whether these materials have become friable since the last inspection or periodic surveillance.
5. Identify any condition changes that may affect Hazard ranking of known ACBM or Assumed ACBM, as well as any HA(s) that have become friable since the last reinspection.
6. Collect bulk samples from each newly discovered friable HA or previously assumed and submit for laboratory analysis.
7. Tabulate reinspection findings and submit for management planner review and recommendations with appropriate response actions based on the AHERA Damage Category of the ACBM.
8. Submit reinspection findings and management planner recommendations to the LEA within thirty (30) days for inclusion into the management plan.

IV. ABATEMENT HISTORY

The information collected from the existing management plan and inspection report(s) and from interviews with the school official revealed that the following asbestos abatement was conducted at the school since the previous Three year Reinspection.

Abatement Dates:

V. REASSESSMENTS AND RECOMMENDATIONS

The reassessments and recommendations are summarized in Tables I and II on the following pages. Detailed Hazard Assessment Sheets and Drawings and Photos (if applicable) are included in Appendix A.

VI. CONCLUSIONS

The Building Three-Year reinspection has been completed and response actions have been recommended for both friable and non-friable ACBM. A timely execution of the response actions recommended will enable the LEA and the Designated Person(s) to effectively manage the existing ACBM.

This three-year reinspection report should be inserted in the current Management plan at the CPS Central Office, and one (1) copy should be kept at the school for use when planning any renovation and/or demolition activities in areas where ACBM has been identified. Also, periodic surveillance documentation and any summary reports from any response actions that are executed at the school should be used to update the Management Plan.

III. METHODOLOGY

Tasks performed on-site included the following:

1. Review current management plan, identify HA(s) and extract appropriate information.
2. Examine and verify abatement records.
3. Touch and visually and physically reinspect and reassess the condition of all friable known or assumed ACBM.
4. Touch and visually and physically reinspect all non-friable known or assumed ACBM to determine whether these materials have become friable since the last inspection or periodic surveillance.
5. Identify any condition changes that may affect Hazard ranking of known ACBM or Assumed ACBM, as well as any HA(s) that have become friable since the last reinspection.
6. Collect bulk samples from each newly discovered friable HA or previously assumed and submit for laboratory analysis.
7. Tabulate reinspection findings and submit for management planner review and recommendations with appropriate response actions based on the AHERA Damage Category of the ACBM.
8. Submit reinspection findings and management planner recommendations to the LEA within thirty (30) days for inclusion into the management plan.

IV. ABATEMENT HISTORY

The information collected from the existing management plan and inspection report(s) and from interviews with the school official revealed that the following asbestos abatement was conducted at the school since the previous Three year Reinspection.

Abatement Dates:

V. REASSESSMENTS AND RECOMMENDATIONS

The reassessments and recommendations are summarized in Tables I and II on the following pages. Detailed Hazard Assessment Sheets and Drawings and Photos (if applicable) are included in Appendix A.

VI. CONCLUSIONS

The Building Three-Year reinspection has been completed and response actions have been recommended for both friable and non-friable ACBM. A timely execution of the response actions recommended will enable the LEA and the Designated Person(s) to effectively manage the existing ACBM.

This three-year reinspection report should be inserted in the current Management plan at the CPS Central Office, and one (1) copy should be kept at the school for use when planning any renovation and/or demolition activities in areas where ACBM has been identified. Also, periodic surveillance documentation and any summary reports from any response actions that are executed at the school should be used to update the Management Plan.

III. METHODOLOGY

Tasks performed on-site included the following:

1. Review current management plan, identify HA(s) and extract appropriate information.
2. Examine and verify abatement records.
3. Touch and visually and physically reinspect and reassess the condition of all friable known or assumed ACBM.
4. Touch and visually and physically reinspect all non-friable known or assumed ACBM to determine whether these materials have become friable since the last inspection or periodic surveillance.
5. Identify any condition changes that may affect Hazard ranking of known ACBM or Assumed ACBM, as well as any HA(s) that have become friable since the last reinspection.
6. Collect bulk samples from each newly discovered friable HA or previously assumed and submit for laboratory analysis.
7. Tabulate reinspection findings and submit for management planner review and recommendations with appropriate response actions based on the AHERA Damage Category of the ACBM.
8. Submit reinspection findings and management planner recommendations to the LEA within thirty (30) days for inclusion into the management plan.

IV. ABATEMENT HISTORY

The information collected from the existing management plan and inspection report(s) and from interviews with the school official revealed that the following asbestos abatement was conducted at the school since the previous Three year Reinspection.

Abatement Dates:

V. REASSESSMENTS AND RECOMMENDATIONS

The reassessments and recommendations are summarized in Tables I and II on the following pages. Detailed Hazard Assessment Sheets and Drawings and Photos (if applicable) are included in Appendix A.

VI. CONCLUSIONS

The Building Three-Year reinspection has been completed and response actions have been recommended for both friable and non-friable ACBM. A timely execution of the response actions recommended will enable the LEA and the Designated Person(s) to effectively manage the existing ACBM.

This three-year reinspection report should be inserted in the current Management plan at the CPS Central Office, and one (1) copy should be kept at the school for use when planning any renovation and/or demolition activities in areas where ACBM has been identified. Also, periodic surveillance documentation and any summary reports from any response actions that are executed at the school should be used to update the Management Plan.

III. METHODOLOGY

Tasks performed on-site included the following:

1. Review current management plan, identify HA(s) and extract appropriate information.
2. Examine and verify abatement records.
3. Touch and visually and physically reinspect and reassess the condition of all friable known or assumed ACBM.
4. Touch and visually and physically reinspect all non-friable known or assumed ACBM to determine whether these materials have become friable since the last inspection or periodic surveillance.
5. Identify any condition changes that may affect Hazard ranking of known ACBM or Assumed ACBM, as well as any HA(s) that have become friable since the last reinspection.
6. Collect bulk samples from each newly discovered friable HA or previously assumed and submit for laboratory analysis.
7. Tabulate reinspection findings and submit for management planner review and recommendations with appropriate response actions based on the AHERA Damage Category of the ACBM.
8. Submit reinspection findings and management planner recommendations to the LEA within thirty (30) days for inclusion into the management plan.

IV. ABATEMENT HISTORY

The information collected from the existing management plan and inspection report(s) and from interviews with the school official revealed that the following asbestos abatement was conducted at the school since the previous Three year Reinspection.

Abatement Dates:

V. REASSESSMENTS AND RECOMMENDATIONS

The reassessments and recommendations are summarized in Tables I and II on the following pages. Detailed Hazard Assessment Sheets and Drawings and Photos (if applicable) are included in Appendix A.

VI. CONCLUSIONS

The Building Three-Year reinspection has been completed and response actions have been recommended for both friable and non-friable ACBM. A timely execution of the response actions recommended will enable the LEA and the Designated Person(s) to effectively manage the existing ACBM.

This three-year reinspection report should be inserted in the current Management plan at the CPS Central Office, and one (1) copy should be kept at the school for use when planning any renovation and/or demolition activities in areas where ACBM has been identified. Also, periodic surveillance documentation and any summary reports from any response actions that are executed at the school should be used to update the Management Plan.

III. METHODOLOGY

Tasks performed on-site included the following:

1. Review current management plan, identify HA(s) and extract appropriate information.
2. Examine and verify abatement records.
3. Touch and visually and physically reinspect and reassess the condition of all friable known or assumed ACBM.
4. Touch and visually and physically reinspect all non-friable known or assumed ACBM to determine whether these materials have become friable since the last inspection or periodic surveillance.
5. Identify any condition changes that may affect Hazard ranking of known ACBM or Assumed ACBM, as well as any HA(s) that have become friable since the last reinspection.
6. Collect bulk samples from each newly discovered friable HA or previously assumed and submit for laboratory analysis.
7. Tabulate reinspection findings and submit for management planner review and recommendations with appropriate response actions based on the AHERA Damage Category of the ACBM.
8. Submit reinspection findings and management planner recommendations to the LEA within thirty (30) days for inclusion into the management plan.

IV. ABATEMENT HISTORY

The information collected from the existing management plan and inspection report(s) and from interviews with the school official revealed that the following asbestos abatement was conducted at the school since the previous Three year Reinspection.

Abatement Dates:

V. REASSESSMENTS AND RECOMMENDATIONS

The reassessments and recommendations are summarized in Tables I and II on the following pages. Detailed Hazard Assessment Sheets and Drawings and Photos (if applicable) are included in Appendix A.

VI. CONCLUSIONS

The Building Three-Year reinspection has been completed and response actions have been recommended for both friable and non-friable ACBM. A timely execution of the response actions recommended will enable the LEA and the Designated Person(s) to effectively manage the existing ACBM.

This three-year reinspection report should be inserted in the current Management plan at the CPS Central Office, and one (1) copy should be kept at the school for use when planning any renovation and/or demolition activities in areas where ACBM has been identified. Also, periodic surveillance documentation and any summary reports from any response actions that are executed at the school should be used to update the Management Plan.

III. METHODOLOGY

Tasks performed on-site included the following:

1. Review current management plan, identify HA(s) and extract appropriate information.
2. Examine and verify abatement records.
3. Touch and visually and physically reinspect and reassess the condition of all friable known or assumed ACBM.
4. Touch and visually and physically reinspect all non-friable known or assumed ACBM to determine whether these materials have become friable since the last inspection or periodic surveillance.
5. Identify any condition changes that may affect Hazard ranking of known ACBM or Assumed ACBM, as well as any HA(s) that have become friable since the last reinspection.
6. Collect bulk samples from each newly discovered friable HA or previously assumed and submit for laboratory analysis.
7. Tabulate reinspection findings and submit for management planner review and recommendations with appropriate response actions based on the AHERA Damage Category of the ACBM.
8. Submit reinspection findings and management planner recommendations to the LEA within thirty (30) days for inclusion into the management plan.

IV. ABATEMENT HISTORY

The information collected from the existing management plan and inspection report(s) and from interviews with the school official revealed that the following asbestos abatement was conducted at the school since the previous Three year Reinspection.

Abatement Dates:

V. REASSESSMENTS AND RECOMMENDATIONS

The reassessments and recommendations are summarized in Tables I and II on the following pages. Detailed Hazard Assessment Sheets and Drawings and Photos (if applicable) are included in Appendix A.

VI. CONCLUSIONS

The Building Three-Year reinspection has been completed and response actions have been recommended for both friable and non-friable ACBM. A timely execution of the response actions recommended will enable the LEA and the Designated Person(s) to effectively manage the existing ACBM.

This three-year reinspection report should be inserted in the current Management plan at the CPS Central Office, and one (1) copy should be kept at the school for use when planning any renovation and/or demolition activities in areas where ACBM has been identified. Also, periodic surveillance documentation and any summary reports from any response actions that are executed at the school should be used to update the Management Plan.

III. METHODOLOGY

Tasks performed on-site included the following:

1. Review current management plan, identify HA(s) and extract appropriate information.
2. Examine and verify abatement records.
3. Touch and visually and physically reinspect and reassess the condition of all friable known or assumed ACBM.
4. Touch and visually and physically reinspect all non-friable known or assumed ACBM to determine whether these materials have become friable since the last inspection or periodic surveillance.
5. Identify any condition changes that may affect Hazard ranking of known ACBM or Assumed ACBM, as well as any HA(s) that have become friable since the last reinspection.
6. Collect bulk samples from each newly discovered friable HA or previously assumed and submit for laboratory analysis.
7. Tabulate reinspection findings and submit for management planner review and recommendations with appropriate response actions based on the AHERA Damage Category of the ACBM.
8. Submit reinspection findings and management planner recommendations to the LEA within thirty (30) days for inclusion into the management plan.

IV. ABATEMENT HISTORY

The information collected from the existing management plan and inspection report(s) and from interviews with the school official revealed that the following asbestos abatement was conducted at the school since the previous Three year Reinspection.

Abatement Dates:

V. REASSESSMENTS AND RECOMMENDATIONS

The reassessments and recommendations are summarized in Tables I and II on the following pages. Detailed Hazard Assessment Sheets and Drawings and Photos (if applicable) are included in Appendix A.

VI. CONCLUSIONS

The Building Three-Year reinspection has been completed and response actions have been recommended for both friable and non-friable ACBM. A timely execution of the response actions recommended will enable the LEA and the Designated Person(s) to effectively manage the existing ACBM.

This three-year reinspection report should be inserted in the current Management plan at the CPS Central Office, and one (1) copy should be kept at the school for use when planning any renovation and/or demolition activities in areas where ACBM has been identified. Also, periodic surveillance documentation and any summary reports from any response actions that are executed at the school should be used to update the Management Plan.

III. METHODOLOGY

Tasks performed on-site included the following:

1. Review current management plan, identify HA(s) and extract appropriate information.
2. Examine and verify abatement records.
3. Touch and visually and physically reinspect and reassess the condition of all friable known or assumed ACBM.
4. Touch and visually and physically reinspect all non-friable known or assumed ACBM to determine whether these materials have become friable since the last inspection or periodic surveillance.
5. Identify any condition changes that may affect Hazard ranking of known ACBM or Assumed ACBM, as well as any HA(s) that have become friable since the last reinspection.
6. Collect bulk samples from each newly discovered friable HA or previously assumed and submit for laboratory analysis.
7. Tabulate reinspection findings and submit for management planner review and recommendations with appropriate response actions based on the AHERA Damage Category of the ACBM.
8. Submit reinspection findings and management planner recommendations to the LEA within thirty (30) days for inclusion into the management plan.

IV. ABATEMENT HISTORY

The information collected from the existing management plan and inspection report(s) and from interviews with the school official revealed that the following asbestos abatement was conducted at the school since the previous Three year Reinspection.

Abatement Dates:

V. REASSESSMENTS AND RECOMMENDATIONS

The reassessments and recommendations are summarized in Tables I and II on the following pages. Detailed Hazard Assessment Sheets and Drawings and Photos (if applicable) are included in Appendix A.

VI. CONCLUSIONS

The Building Three-Year reinspection has been completed and response actions have been recommended for both friable and non-friable ACBM. A timely execution of the response actions recommended will enable the LEA and the Designated Person(s) to effectively manage the existing ACBM.

This three-year reinspection report should be inserted in the current Management plan at the CPS Central Office, and one (1) copy should be kept at the school for use when planning any renovation and/or demolition activities in areas where ACBM has been identified. Also, periodic surveillance documentation and any summary reports from any response actions that are executed at the school should be used to update the Management Plan.

III. METHODOLOGY

Tasks performed on-site included the following:

1. Review current management plan, identify HA(s) and extract appropriate information.
2. Examine and verify abatement records.
3. Touch and visually and physically reinspect and reassess the condition of all friable known or assumed ACBM.
4. Touch and visually and physically reinspect all non-friable known or assumed ACBM to determine whether these materials have become friable since the last inspection or periodic surveillance.
5. Identify any condition changes that may affect Hazard ranking of known ACBM or Assumed ACBM, as well as any HA(s) that have become friable since the last reinspection.
6. Collect bulk samples from each newly discovered friable HA or previously assumed and submit for laboratory analysis.
7. Tabulate reinspection findings and submit for management planner review and recommendations with appropriate response actions based on the AHERA Damage Category of the ACBM.
8. Submit reinspection findings and management planner recommendations to the LEA within thirty (30) days for inclusion into the management plan.

IV. ABATEMENT HISTORY

The information collected from the existing management plan and inspection report(s) and from interviews with the school official revealed that the following asbestos abatement was conducted at the school since the previous Three year Reinspection.

Abatement Dates:

V. REASSESSMENTS AND RECOMMENDATIONS

The reassessments and recommendations are summarized in Tables I and II on the following pages. Detailed Hazard Assessment Sheets and Drawings and Photos (if applicable) are included in Appendix A.

VI. CONCLUSIONS

The Building Three-Year reinspection has been completed and response actions have been recommended for both friable and non-friable ACBM. A timely execution of the response actions recommended will enable the LEA and the Designated Person(s) to effectively manage the existing ACBM.

This three-year reinspection report should be inserted in the current Management plan at the CPS Central Office, and one (1) copy should be kept at the school for use when planning any renovation and/or demolition activities in areas where ACBM has been identified. Also, periodic surveillance documentation and any summary reports from any response actions that are executed at the school should be used to update the Management Plan.

III. METHODOLOGY

Tasks performed on-site included the following:

1. Review current management plan, identify HA(s) and extract appropriate information.
2. Examine and verify abatement records.
3. Touch and visually and physically reinspect and reassess the condition of all friable known or assumed ACBM.
4. Touch and visually and physically reinspect all non-friable known or assumed ACBM to determine whether these materials have become friable since the last inspection or periodic surveillance.
5. Identify any condition changes that may affect Hazard ranking of known ACBM or Assumed ACBM, as well as any HA(s) that have become friable since the last reinspection.
6. Collect bulk samples from each newly discovered friable HA or previously assumed and submit for laboratory analysis.
7. Tabulate reinspection findings and submit for management planner review and recommendations with appropriate response actions based on the AHERA Damage Category of the ACBM.
8. Submit reinspection findings and management planner recommendations to the LEA within thirty (30) days for inclusion into the management plan.

IV. ABATEMENT HISTORY

The information collected from the existing management plan and inspection report(s) and from interviews with the school official revealed that the following asbestos abatement was conducted at the school since the previous Three year Reinspection.

Abatement Dates:

V. REASSESSMENTS AND RECOMMENDATIONS

The reassessments and recommendations are summarized in Tables I and II on the following pages. Detailed Hazard Assessment Sheets and Drawings and Photos (if applicable) are included in Appendix A.

VI. CONCLUSIONS

The Building Three-Year reinspection has been completed and response actions have been recommended for both friable and non-friable ACBM. A timely execution of the response actions recommended will enable the LEA and the Designated Person(s) to effectively manage the existing ACBM.

This three-year reinspection report should be inserted in the current Management plan at the CPS Central Office, and one (1) copy should be kept at the school for use when planning any renovation and/or demolition activities in areas where ACBM has been identified. Also, periodic surveillance documentation and any summary reports from any response actions that are executed at the school should be used to update the Management Plan.

III. METHODOLOGY

Tasks performed on-site included the following:

1. Review current management plan, identify HA(s) and extract appropriate information.
2. Examine and verify abatement records.
3. Touch and visually and physically reinspect and reassess the condition of all friable known or assumed ACBM.
4. Touch and visually and physically reinspect all non-friable known or assumed ACBM to determine whether these materials have become friable since the last inspection or periodic surveillance.
5. Identify any condition changes that may affect Hazard ranking of known ACBM or Assumed ACBM, as well as any HA(s) that have become friable since the last reinspection.
6. Collect bulk samples from each newly discovered friable HA or previously assumed and submit for laboratory analysis.
7. Tabulate reinspection findings and submit for management planner review and recommendations with appropriate response actions based on the AHERA Damage Category of the ACBM.
8. Submit reinspection findings and management planner recommendations to the LEA within thirty (30) days for inclusion into the management plan.

IV. ABATEMENT HISTORY

The information collected from the existing management plan and inspection report(s) and from interviews with the school official revealed that the following asbestos abatement was conducted at the school since the previous Three year Reinspection.

Abatement Dates:

V. REASSESSMENTS AND RECOMMENDATIONS

The reassessments and recommendations are summarized in Tables I and II on the following pages. Detailed Hazard Assessment Sheets and Drawings and Photos (if applicable) are included in Appendix A.

VI. CONCLUSIONS

The Building Three-Year reinspection has been completed and response actions have been recommended for both friable and non-friable ACBM. A timely execution of the response actions recommended will enable the LEA and the Designated Person(s) to effectively manage the existing ACBM.

This three-year reinspection report should be inserted in the current Management plan at the CPS Central Office, and one (1) copy should be kept at the school for use when planning any renovation and/or demolition activities in areas where ACBM has been identified. Also, periodic surveillance documentation and any summary reports from any response actions that are executed at the school should be used to update the Management Plan.

III. METHODOLOGY

Tasks performed on-site included the following:

1. Review current management plan, identify HA(s) and extract appropriate information.
2. Examine and verify abatement records.
3. Touch and visually and physically reinspect and reassess the condition of all friable known or assumed ACBM.
4. Touch and visually and physically reinspect all non-friable known or assumed ACBM to determine whether these materials have become friable since the last inspection or periodic surveillance.
5. Identify any condition changes that may affect Hazard ranking of known ACBM or Assumed ACBM, as well as any HA(s) that have become friable since the last reinspection.
6. Collect bulk samples from each newly discovered friable HA or previously assumed and submit for laboratory analysis.
7. Tabulate reinspection findings and submit for management planner review and recommendations with appropriate response actions based on the AHERA Damage Category of the ACBM.
8. Submit reinspection findings and management planner recommendations to the LEA within thirty (30) days for inclusion into the management plan.

IV. ABATEMENT HISTORY

The information collected from the existing management plan and inspection report(s) and from interviews with the school official revealed that the following asbestos abatement was conducted at the school since the previous Three year Reinspection.

Abatement Dates:

V. REASSESSMENTS AND RECOMMENDATIONS

The reassessments and recommendations are summarized in Tables I and II on the following pages. Detailed Hazard Assessment Sheets and Drawings and Photos (if applicable) are included in Appendix A.

VI. CONCLUSIONS

The Building Three-Year reinspection has been completed and response actions have been recommended for both friable and non-friable ACBM. A timely execution of the response actions recommended will enable the LEA and the Designated Person(s) to effectively manage the existing ACBM.

This three-year reinspection report should be inserted in the current Management plan at the CPS Central Office, and one (1) copy should be kept at the school for use when planning any renovation and/or demolition activities in areas where ACBM has been identified. Also, periodic surveillance documentation and any summary reports from any response actions that are executed at the school should be used to update the Management Plan.

III. METHODOLOGY

Tasks performed on-site included the following:

1. Review current management plan, identify HA(s) and extract appropriate information.
2. Examine and verify abatement records.
3. Touch and visually and physically reinspect and reassess the condition of all friable known or assumed ACBM.
4. Touch and visually and physically reinspect all non-friable known or assumed ACBM to determine whether these materials have become friable since the last inspection or periodic surveillance.
5. Identify any condition changes that may affect Hazard ranking of known ACBM or Assumed ACBM, as well as any HA(s) that have become friable since the last reinspection.
6. Collect bulk samples from each newly discovered friable HA or previously assumed and submit for laboratory analysis.
7. Tabulate reinspection findings and submit for management planner review and recommendations with appropriate response actions based on the AHERA Damage Category of the ACBM.
8. Submit reinspection findings and management planner recommendations to the LEA within thirty (30) days for inclusion into the management plan.

IV. ABATEMENT HISTORY

The information collected from the existing management plan and inspection report(s) and from interviews with the school official revealed that the following asbestos abatement was conducted at the school since the previous Three year Reinspection.

Abatement Dates:

V. REASSESSMENTS AND RECOMMENDATIONS

The reassessments and recommendations are summarized in Tables I and II on the following pages. Detailed Hazard Assessment Sheets and Drawings and Photos (if applicable) are included in Appendix A.

VI. CONCLUSIONS

The Building Three-Year reinspection has been completed and response actions have been recommended for both friable and non-friable ACBM. A timely execution of the response actions recommended will enable the LEA and the Designated Person(s) to effectively manage the existing ACBM.

This three-year reinspection report should be inserted in the current Management plan at the CPS Central Office, and one (1) copy should be kept at the school for use when planning any renovation and/or demolition activities in areas where ACBM has been identified. Also, periodic surveillance documentation and any summary reports from any response actions that are executed at the school should be used to update the Management Plan.

III. METHODOLOGY

Tasks performed on-site included the following:

1. Review current management plan, identify HA(s) and extract appropriate information.
2. Examine and verify abatement records.
3. Touch and visually and physically reinspect and reassess the condition of all friable known or assumed ACBM.
4. Touch and visually and physically reinspect all non-friable known or assumed ACBM to determine whether these materials have become friable since the last inspection or periodic surveillance.
5. Identify any condition changes that may affect Hazard ranking of known ACBM or Assumed ACBM, as well as any HA(s) that have become friable since the last reinspection.
6. Collect bulk samples from each newly discovered friable HA or previously assumed and submit for laboratory analysis.
7. Tabulate reinspection findings and submit for management planner review and recommendations with appropriate response actions based on the AHERA Damage Category of the ACBM.
8. Submit reinspection findings and management planner recommendations to the LEA within thirty (30) days for inclusion into the management plan.

IV. ABATEMENT HISTORY

The information collected from the existing management plan and inspection report(s) and from interviews with the school official revealed that the following asbestos abatement was conducted at the school since the previous Three year Reinspection.

Abatement Dates:

V. REASSESSMENTS AND RECOMMENDATIONS

The reassessments and recommendations are summarized in Tables I and II on the following pages. Detailed Hazard Assessment Sheets and Drawings and Photos (if applicable) are included in Appendix A.

VI. CONCLUSIONS

The Building Three-Year reinspection has been completed and response actions have been recommended for both friable and non-friable ACBM. A timely execution of the response actions recommended will enable the LEA and the Designated Person(s) to effectively manage the existing ACBM.

This three-year reinspection report should be inserted in the current Management plan at the CPS Central Office, and one (1) copy should be kept at the school for use when planning any renovation and/or demolition activities in areas where ACBM has been identified. Also, periodic surveillance documentation and any summary reports from any response actions that are executed at the school should be used to update the Management Plan.

III. METHODOLOGY

Tasks performed on-site included the following:

1. Review current management plan, identify HA(s) and extract appropriate information.
2. Examine and verify abatement records.
3. Touch and visually and physically reinspect and reassess the condition of all friable known or assumed ACBM.
4. Touch and visually and physically reinspect all non-friable known or assumed ACBM to determine whether these materials have become friable since the last inspection or periodic surveillance.
5. Identify any condition changes that may affect Hazard ranking of known ACBM or Assumed ACBM, as well as any HA(s) that have become friable since the last reinspection.
6. Collect bulk samples from each newly discovered friable HA or previously assumed and submit for laboratory analysis.
7. Tabulate reinspection findings and submit for management planner review and recommendations with appropriate response actions based on the AHERA Damage Category of the ACBM.
8. Submit reinspection findings and management planner recommendations to the LEA within thirty (30) days for inclusion into the management plan.

IV. ABATEMENT HISTORY

The information collected from the existing management plan and inspection report(s) and from interviews with the school official revealed that the following asbestos abatement was conducted at the school since the previous Three year Reinspection.

Abatement Dates:

V. REASSESSMENTS AND RECOMMENDATIONS

The reassessments and recommendations are summarized in Tables I and II on the following pages. Detailed Hazard Assessment Sheets and Drawings and Photos (if applicable) are included in Appendix A.

VI. CONCLUSIONS

The Building Three-Year reinspection has been completed and response actions have been recommended for both friable and non-friable ACBM. A timely execution of the response actions recommended will enable the LEA and the Designated Person(s) to effectively manage the existing ACBM.

This three-year reinspection report should be inserted in the current Management plan at the CPS Central Office, and one (1) copy should be kept at the school for use when planning any renovation and/or demolition activities in areas where ACBM has been identified. Also, periodic surveillance documentation and any summary reports from any response actions that are executed at the school should be used to update the Management Plan.

III. METHODOLOGY

Tasks performed on-site included the following:

1. Review current management plan, identify HA(s) and extract appropriate information.
2. Examine and verify abatement records.
3. Touch and visually and physically reinspect and reassess the condition of all friable known or assumed ACBM.
4. Touch and visually and physically reinspect all non-friable known or assumed ACBM to determine whether these materials have become friable since the last inspection or periodic surveillance.
5. Identify any condition changes that may affect Hazard ranking of known ACBM or Assumed ACBM, as well as any HA(s) that have become friable since the last reinspection.
6. Collect bulk samples from each newly discovered friable HA or previously assumed and submit for laboratory analysis.
7. Tabulate reinspection findings and submit for management planner review and recommendations with appropriate response actions based on the AHERA Damage Category of the ACBM.
8. Submit reinspection findings and management planner recommendations to the LEA within thirty (30) days for inclusion into the management plan.

IV. ABATEMENT HISTORY

The information collected from the existing management plan and inspection report(s) and from interviews with the school official revealed that the following asbestos abatement was conducted at the school since the previous Three year Reinspection.

Abatement Dates:

V. REASSESSMENTS AND RECOMMENDATIONS

The reassessments and recommendations are summarized in Tables I and II on the following pages. Detailed Hazard Assessment Sheets and Drawings and Photos (if applicable) are included in Appendix A.

VI. CONCLUSIONS

The Building Three-Year reinspection has been completed and response actions have been recommended for both friable and non-friable ACBM. A timely execution of the response actions recommended will enable the LEA and the Designated Person(s) to effectively manage the existing ACBM.

This three-year reinspection report should be inserted in the current Management plan at the CPS Central Office, and one (1) copy should be kept at the school for use when planning any renovation and/or demolition activities in areas where ACBM has been identified. Also, periodic surveillance documentation and any summary reports from any response actions that are executed at the school should be used to update the Management Plan.

III. METHODOLOGY

Tasks performed on-site included the following:

1. Review current management plan, identify HA(s) and extract appropriate information.
2. Examine and verify abatement records.
3. Touch and visually and physically reinspect and reassess the condition of all friable known or assumed ACBM.
4. Touch and visually and physically reinspect all non-friable known or assumed ACBM to determine whether these materials have become friable since the last inspection or periodic surveillance.
5. Identify any condition changes that may affect Hazard ranking of known ACBM or Assumed ACBM, as well as any HA(s) that have become friable since the last reinspection.
6. Collect bulk samples from each newly discovered friable HA or previously assumed and submit for laboratory analysis.
7. Tabulate reinspection findings and submit for management planner review and recommendations with appropriate response actions based on the AHERA Damage Category of the ACBM.
8. Submit reinspection findings and management planner recommendations to the LEA within thirty (30) days for inclusion into the management plan.

IV. ABATEMENT HISTORY

The information collected from the existing management plan and inspection report(s) and from interviews with the school official revealed that the following asbestos abatement was conducted at the school since the previous Three year Reinspection.

Abatement Dates:

V. REASSESSMENTS AND RECOMMENDATIONS

The reassessments and recommendations are summarized in Tables I and II on the following pages. Detailed Hazard Assessment Sheets and Drawings and Photos (if applicable) are included in Appendix A.

VI. CONCLUSIONS

The Building Three-Year reinspection has been completed and response actions have been recommended for both friable and non-friable ACBM. A timely execution of the response actions recommended will enable the LEA and the Designated Person(s) to effectively manage the existing ACBM.

This three-year reinspection report should be inserted in the current Management plan at the CPS Central Office, and one (1) copy should be kept at the school for use when planning any renovation and/or demolition activities in areas where ACBM has been identified. Also, periodic surveillance documentation and any summary reports from any response actions that are executed at the school should be used to update the Management Plan.

III. METHODOLOGY

Tasks performed on-site included the following:

1. Review current management plan, identify HA(s) and extract appropriate information.
2. Examine and verify abatement records.
3. Touch and visually and physically reinspect and reassess the condition of all friable known or assumed ACBM.
4. Touch and visually and physically reinspect all non-friable known or assumed ACBM to determine whether these materials have become friable since the last inspection or periodic surveillance.
5. Identify any condition changes that may affect Hazard ranking of known ACBM or Assumed ACBM, as well as any HA(s) that have become friable since the last reinspection.
6. Collect bulk samples from each newly discovered friable HA or previously assumed and submit for laboratory analysis.
7. Tabulate reinspection findings and submit for management planner review and recommendations with appropriate response actions based on the AHERA Damage Category of the ACBM.
8. Submit reinspection findings and management planner recommendations to the LEA within thirty (30) days for inclusion into the management plan.

IV. ABATEMENT HISTORY

The information collected from the existing management plan and inspection report(s) and from interviews with the school official revealed that the following asbestos abatement was conducted at the school since the previous Three year Reinspection.

Abatement Dates:

V. REASSESSMENTS AND RECOMMENDATIONS

The reassessments and recommendations are summarized in Tables I and II on the following pages. Detailed Hazard Assessment Sheets and Drawings and Photos (if applicable) are included in Appendix A.

VI. CONCLUSIONS

The Building Three-Year reinspection has been completed and response actions have been recommended for both friable and non-friable ACBM. A timely execution of the response actions recommended will enable the LEA and the Designated Person(s) to effectively manage the existing ACBM.

This three-year reinspection report should be inserted in the current Management plan at the CPS Central Office, and one (1) copy should be kept at the school for use when planning any renovation and/or demolition activities in areas where ACBM has been identified. Also, periodic surveillance documentation and any summary reports from any response actions that are executed at the school should be used to update the Management Plan.

III. METHODOLOGY

Tasks performed on-site included the following:

1. Review current management plan, identify HA(s) and extract appropriate information.
2. Examine and verify abatement records.
3. Touch and visually and physically reinspect and reassess the condition of all friable known or assumed ACBM.
4. Touch and visually and physically reinspect all non-friable known or assumed ACBM to determine whether these materials have become friable since the last inspection or periodic surveillance.
5. Identify any condition changes that may affect Hazard ranking of known ACBM or Assumed ACBM, as well as any HA(s) that have become friable since the last reinspection.
6. Collect bulk samples from each newly discovered friable HA or previously assumed and submit for laboratory analysis.
7. Tabulate reinspection findings and submit for management planner review and recommendations with appropriate response actions based on the AHERA Damage Category of the ACBM.
8. Submit reinspection findings and management planner recommendations to the LEA within thirty (30) days for inclusion into the management plan.

IV. ABATEMENT HISTORY

The information collected from the existing management plan and inspection report(s) and from interviews with the school official revealed that the following asbestos abatement was conducted at the school since the previous Three year Reinspection.

Abatement Dates:

V. REASSESSMENTS AND RECOMMENDATIONS

The reassessments and recommendations are summarized in Tables I and II on the following pages. Detailed Hazard Assessment Sheets and Drawings and Photos (if applicable) are included in Appendix A.

VI. CONCLUSIONS

The Building Three-Year reinspection has been completed and response actions have been recommended for both friable and non-friable ACBM. A timely execution of the response actions recommended will enable the LEA and the Designated Person(s) to effectively manage the existing ACBM.

This three-year reinspection report should be inserted in the current Management plan at the CPS Central Office, and one (1) copy should be kept at the school for use when planning any renovation and/or demolition activities in areas where ACBM has been identified. Also, periodic surveillance documentation and any summary reports from any response actions that are executed at the school should be used to update the Management Plan.

III. METHODOLOGY

Tasks performed on-site included the following:

1. Review current management plan, identify HA(s) and extract appropriate information.
2. Examine and verify abatement records.
3. Touch and visually and physically reinspect and reassess the condition of all friable known or assumed ACBM.
4. Touch and visually and physically reinspect all non-friable known or assumed ACBM to determine whether these materials have become friable since the last inspection or periodic surveillance.
5. Identify any condition changes that may affect Hazard ranking of known ACBM or Assumed ACBM, as well as any HA(s) that have become friable since the last reinspection.
6. Collect bulk samples from each newly discovered friable HA or previously assumed and submit for laboratory analysis.
7. Tabulate reinspection findings and submit for management planner review and recommendations with appropriate response actions based on the AHERA Damage Category of the ACBM.
8. Submit reinspection findings and management planner recommendations to the LEA within thirty (30) days for inclusion into the management plan.

IV. ABATEMENT HISTORY

The information collected from the existing management plan and inspection report(s) and from interviews with the school official revealed that the following asbestos abatement was conducted at the school since the previous Three year Reinspection.

Abatement Dates:

V. REASSESSMENTS AND RECOMMENDATIONS

The reassessments and recommendations are summarized in Tables I and II on the following pages. Detailed Hazard Assessment Sheets and Drawings and Photos (if applicable) are included in Appendix A.

VI. CONCLUSIONS

The Building Three-Year reinspection has been completed and response actions have been recommended for both friable and non-friable ACBM. A timely execution of the response actions recommended will enable the LEA and the Designated Person(s) to effectively manage the existing ACBM.

This three-year reinspection report should be inserted in the current Management plan at the CPS Central Office, and one (1) copy should be kept at the school for use when planning any renovation and/or demolition activities in areas where ACBM has been identified. Also, periodic surveillance documentation and any summary reports from any response actions that are executed at the school should be used to update the Management Plan.

III. METHODOLOGY

Tasks performed on-site included the following:

1. Review current management plan, identify HA(s) and extract appropriate information.
2. Examine and verify abatement records.
3. Touch and visually and physically reinspect and reassess the condition of all friable known or assumed ACBM.
4. Touch and visually and physically reinspect all non-friable known or assumed ACBM to determine whether these materials have become friable since the last inspection or periodic surveillance.
5. Identify any condition changes that may affect Hazard ranking of known ACBM or Assumed ACBM, as well as any HA(s) that have become friable since the last reinspection.
6. Collect bulk samples from each newly discovered friable HA or previously assumed and submit for laboratory analysis.
7. Tabulate reinspection findings and submit for management planner review and recommendations with appropriate response actions based on the AHERA Damage Category of the ACBM.
8. Submit reinspection findings and management planner recommendations to the LEA within thirty (30) days for inclusion into the management plan.

IV. ABATEMENT HISTORY

The information collected from the existing management plan and inspection report(s) and from interviews with the school official revealed that the following asbestos abatement was conducted at the school since the previous Three year Reinspection.

Abatement Dates:

V. REASSESSMENTS AND RECOMMENDATIONS

The reassessments and recommendations are summarized in Tables I and II on the following pages. Detailed Hazard Assessment Sheets and Drawings and Photos (if applicable) are included in Appendix A.

VI. CONCLUSIONS

The Building Three-Year reinspection has been completed and response actions have been recommended for both friable and non-friable ACBM. A timely execution of the response actions recommended will enable the LEA and the Designated Person(s) to effectively manage the existing ACBM.

This three-year reinspection report should be inserted in the current Management plan at the CPS Central Office, and one (1) copy should be kept at the school for use when planning any renovation and/or demolition activities in areas where ACBM has been identified. Also, periodic surveillance documentation and any summary reports from any response actions that are executed at the school should be used to update the Management Plan.

III. METHODOLOGY

Tasks performed on-site included the following:

1. Review current management plan, identify HA(s) and extract appropriate information.
2. Examine and verify abatement records.
3. Touch and visually and physically reinspect and reassess the condition of all friable known or assumed ACBM.
4. Touch and visually and physically reinspect all non-friable known or assumed ACBM to determine whether these materials have become friable since the last inspection or periodic surveillance.
5. Identify any condition changes that may affect Hazard ranking of known ACBM or Assumed ACBM, as well as any HA(s) that have become friable since the last reinspection.
6. Collect bulk samples from each newly discovered friable HA or previously assumed and submit for laboratory analysis.
7. Tabulate reinspection findings and submit for management planner review and recommendations with appropriate response actions based on the AHERA Damage Category of the ACBM.
8. Submit reinspection findings and management planner recommendations to the LEA within thirty (30) days for inclusion into the management plan.

IV. ABATEMENT HISTORY

The information collected from the existing management plan and inspection report(s) and from interviews with the school official revealed that the following asbestos abatement was conducted at the school since the previous Three year Reinspection.

Abatement Dates:

V. REASSESSMENTS AND RECOMMENDATIONS

The reassessments and recommendations are summarized in Tables I and II on the following pages. Detailed Hazard Assessment Sheets and Drawings and Photos (if applicable) are included in Appendix A.

VI. CONCLUSIONS

The Building Three-Year reinspection has been completed and response actions have been recommended for both friable and non-friable ACBM. A timely execution of the response actions recommended will enable the LEA and the Designated Person(s) to effectively manage the existing ACBM.

This three-year reinspection report should be inserted in the current Management plan at the CPS Central Office, and one (1) copy should be kept at the school for use when planning any renovation and/or demolition activities in areas where ACBM has been identified. Also, periodic surveillance documentation and any summary reports from any response actions that are executed at the school should be used to update the Management Plan.

III. METHODOLOGY

Tasks performed on-site included the following:

1. Review current management plan, identify HA(s) and extract appropriate information.
2. Examine and verify abatement records.
3. Touch and visually and physically reinspect and reassess the condition of all friable known or assumed ACBM.
4. Touch and visually and physically reinspect all non-friable known or assumed ACBM to determine whether these materials have become friable since the last inspection or periodic surveillance.
5. Identify any condition changes that may affect Hazard ranking of known ACBM or Assumed ACBM, as well as any HA(s) that have become friable since the last reinspection.
6. Collect bulk samples from each newly discovered friable HA or previously assumed and submit for laboratory analysis.
7. Tabulate reinspection findings and submit for management planner review and recommendations with appropriate response actions based on the AHERA Damage Category of the ACBM.
8. Submit reinspection findings and management planner recommendations to the LEA within thirty (30) days for inclusion into the management plan.

IV. ABATEMENT HISTORY

The information collected from the existing management plan and inspection report(s) and from interviews with the school official revealed that the following asbestos abatement was conducted at the school since the previous Three year Reinspection.

Abatement Dates:

V. REASSESSMENTS AND RECOMMENDATIONS

The reassessments and recommendations are summarized in Tables I and II on the following pages. Detailed Hazard Assessment Sheets and Drawings and Photos (if applicable) are included in Appendix A.

VI. CONCLUSIONS

The Building Three-Year reinspection has been completed and response actions have been recommended for both friable and non-friable ACBM. A timely execution of the response actions recommended will enable the LEA and the Designated Person(s) to effectively manage the existing ACBM.

This three-year reinspection report should be inserted in the current Management plan at the CPS Central Office, and one (1) copy should be kept at the school for use when planning any renovation and/or demolition activities in areas where ACBM has been identified. Also, periodic surveillance documentation and any summary reports from any response actions that are executed at the school should be used to update the Management Plan.

III. METHODOLOGY

Tasks performed on-site included the following:

1. Review current management plan, identify HA(s) and extract appropriate information.
2. Examine and verify abatement records.
3. Touch and visually and physically reinspect and reassess the condition of all friable known or assumed ACBM.
4. Touch and visually and physically reinspect all non-friable known or assumed ACBM to determine whether these materials have become friable since the last inspection or periodic surveillance.
5. Identify any condition changes that may affect Hazard ranking of known ACBM or Assumed ACBM, as well as any HA(s) that have become friable since the last reinspection.
6. Collect bulk samples from each newly discovered friable HA or previously assumed and submit for laboratory analysis.
7. Tabulate reinspection findings and submit for management planner review and recommendations with appropriate response actions based on the AHERA Damage Category of the ACBM.
8. Submit reinspection findings and management planner recommendations to the LEA within thirty (30) days for inclusion into the management plan.

IV. ABATEMENT HISTORY

The information collected from the existing management plan and inspection report(s) and from interviews with the school official revealed that the following asbestos abatement was conducted at the school since the previous Three year Reinspection.

Abatement Dates:

V. REASSESSMENTS AND RECOMMENDATIONS

The reassessments and recommendations are summarized in Tables I and II on the following pages. Detailed Hazard Assessment Sheets and Drawings and Photos (if applicable) are included in Appendix A.

VI. CONCLUSIONS

The Building Three-Year reinspection has been completed and response actions have been recommended for both friable and non-friable ACBM. A timely execution of the response actions recommended will enable the LEA and the Designated Person(s) to effectively manage the existing ACBM.

This three-year reinspection report should be inserted in the current Management plan at the CPS Central Office, and one (1) copy should be kept at the school for use when planning any renovation and/or demolition activities in areas where ACBM has been identified. Also, periodic surveillance documentation and any summary reports from any response actions that are executed at the school should be used to update the Management Plan.

III. METHODOLOGY

Tasks performed on-site included the following:

1. Review current management plan, identify HA(s) and extract appropriate information.
2. Examine and verify abatement records.
3. Touch and visually and physically reinspect and reassess the condition of all friable known or assumed ACBM.
4. Touch and visually and physically reinspect all non-friable known or assumed ACBM to determine whether these materials have become friable since the last inspection or periodic surveillance.
5. Identify any condition changes that may affect Hazard ranking of known ACBM or Assumed ACBM, as well as any HA(s) that have become friable since the last reinspection.
6. Collect bulk samples from each newly discovered friable HA or previously assumed and submit for laboratory analysis.
7. Tabulate reinspection findings and submit for management planner review and recommendations with appropriate response actions based on the AHERA Damage Category of the ACBM.
8. Submit reinspection findings and management planner recommendations to the LEA within thirty (30) days for inclusion into the management plan.

IV. ABATEMENT HISTORY

The information collected from the existing management plan and inspection report(s) and from interviews with the school official revealed that the following asbestos abatement was conducted at the school since the previous Three year Reinspection.

Abatement Dates:

V. REASSESSMENTS AND RECOMMENDATIONS

The reassessments and recommendations are summarized in Tables I and II on the following pages. Detailed Hazard Assessment Sheets and Drawings and Photos (if applicable) are included in Appendix A.

VI. CONCLUSIONS

The Building Three-Year reinspection has been completed and response actions have been recommended for both friable and non-friable ACBM. A timely execution of the response actions recommended will enable the LEA and the Designated Person(s) to effectively manage the existing ACBM.

This three-year reinspection report should be inserted in the current Management plan at the CPS Central Office, and one (1) copy should be kept at the school for use when planning any renovation and/or demolition activities in areas where ACBM has been identified. Also, periodic surveillance documentation and any summary reports from any response actions that are executed at the school should be used to update the Management Plan.

III. METHODOLOGY

Tasks performed on-site included the following:

1. Review current management plan, identify HA(s) and extract appropriate information.
2. Examine and verify abatement records.
3. Touch and visually and physically reinspect and reassess the condition of all friable known or assumed ACBM.
4. Touch and visually and physically reinspect all non-friable known or assumed ACBM to determine whether these materials have become friable since the last inspection or periodic surveillance.
5. Identify any condition changes that may affect Hazard ranking of known ACBM or Assumed ACBM, as well as any HA(s) that have become friable since the last reinspection.
6. Collect bulk samples from each newly discovered friable HA or previously assumed and submit for laboratory analysis.
7. Tabulate reinspection findings and submit for management planner review and recommendations with appropriate response actions based on the AHERA Damage Category of the ACBM.
8. Submit reinspection findings and management planner recommendations to the LEA within thirty (30) days for inclusion into the management plan.

IV. ABATEMENT HISTORY

The information collected from the existing management plan and inspection report(s) and from interviews with the school official revealed that the following asbestos abatement was conducted at the school since the previous Three year Reinspection.

Abatement Dates:

V. REASSESSMENTS AND RECOMMENDATIONS

The reassessments and recommendations are summarized in Tables I and II on the following pages. Detailed Hazard Assessment Sheets and Drawings and Photos (if applicable) are included in Appendix A.

VI. CONCLUSIONS

The Building Three-Year reinspection has been completed and response actions have been recommended for both friable and non-friable ACBM. A timely execution of the response actions recommended will enable the LEA and the Designated Person(s) to effectively manage the existing ACBM.

This three-year reinspection report should be inserted in the current Management plan at the CPS Central Office, and one (1) copy should be kept at the school for use when planning any renovation and/or demolition activities in areas where ACBM has been identified. Also, periodic surveillance documentation and any summary reports from any response actions that are executed at the school should be used to update the Management Plan.

III. METHODOLOGY

Tasks performed on-site included the following:

1. Review current management plan, identify HA(s) and extract appropriate information.
2. Examine and verify abatement records.
3. Touch and visually and physically reinspect and reassess the condition of all friable known or assumed ACBM.
4. Touch and visually and physically reinspect all non-friable known or assumed ACBM to determine whether these materials have become friable since the last inspection or periodic surveillance.
5. Identify any condition changes that may affect Hazard ranking of known ACBM or Assumed ACBM, as well as any HA(s) that have become friable since the last reinspection.
6. Collect bulk samples from each newly discovered friable HA or previously assumed and submit for laboratory analysis.
7. Tabulate reinspection findings and submit for management planner review and recommendations with appropriate response actions based on the AHERA Damage Category of the ACBM.
8. Submit reinspection findings and management planner recommendations to the LEA within thirty (30) days for inclusion into the management plan.

IV. ABATEMENT HISTORY

The information collected from the existing management plan and inspection report(s) and from interviews with the school official revealed that the following asbestos abatement was conducted at the school since the previous Three year Reinspection.

Abatement Dates:

V. REASSESSMENTS AND RECOMMENDATIONS

The reassessments and recommendations are summarized in Tables I and II on the following pages. Detailed Hazard Assessment Sheets and Drawings and Photos (if applicable) are included in Appendix A.

VI. CONCLUSIONS

The Building Three-Year reinspection has been completed and response actions have been recommended for both friable and non-friable ACBM. A timely execution of the response actions recommended will enable the LEA and the Designated Person(s) to effectively manage the existing ACBM.

This three-year reinspection report should be inserted in the current Management plan at the CPS Central Office, and one (1) copy should be kept at the school for use when planning any renovation and/or demolition activities in areas where ACBM has been identified. Also, periodic surveillance documentation and any summary reports from any response actions that are executed at the school should be used to update the Management Plan.

III. METHODOLOGY

Tasks performed on-site included the following:

1. Review current management plan, identify HA(s) and extract appropriate information.
2. Examine and verify abatement records.
3. Touch and visually and physically reinspect and reassess the condition of all friable known or assumed ACBM.
4. Touch and visually and physically reinspect all non-friable known or assumed ACBM to determine whether these materials have become friable since the last inspection or periodic surveillance.
5. Identify any condition changes that may affect Hazard ranking of known ACBM or Assumed ACBM, as well as any HA(s) that have become friable since the last reinspection.
6. Collect bulk samples from each newly discovered friable HA or previously assumed and submit for laboratory analysis.
7. Tabulate reinspection findings and submit for management planner review and recommendations with appropriate response actions based on the AHERA Damage Category of the ACBM.
8. Submit reinspection findings and management planner recommendations to the LEA within thirty (30) days for inclusion into the management plan.

IV. ABATEMENT HISTORY

The information collected from the existing management plan and inspection report(s) and from interviews with the school official revealed that the following asbestos abatement was conducted at the school since the previous Three year Reinspection.

Abatement Dates:

V. REASSESSMENTS AND RECOMMENDATIONS

The reassessments and recommendations are summarized in Tables I and II on the following pages. Detailed Hazard Assessment Sheets and Drawings and Photos (if applicable) are included in Appendix A.

VI. CONCLUSIONS

The Building Three-Year reinspection has been completed and response actions have been recommended for both friable and non-friable ACBM. A timely execution of the response actions recommended will enable the LEA and the Designated Person(s) to effectively manage the existing ACBM.

This three-year reinspection report should be inserted in the current Management plan at the CPS Central Office, and one (1) copy should be kept at the school for use when planning any renovation and/or demolition activities in areas where ACBM has been identified. Also, periodic surveillance documentation and any summary reports from any response actions that are executed at the school should be used to update the Management Plan.

III. METHODOLOGY

Tasks performed on-site included the following:

1. Review current management plan, identify HA(s) and extract appropriate information.
2. Examine and verify abatement records.
3. Touch and visually and physically reinspect and reassess the condition of all friable known or assumed ACBM.
4. Touch and visually and physically reinspect all non-friable known or assumed ACBM to determine whether these materials have become friable since the last inspection or periodic surveillance.
5. Identify any condition changes that may affect Hazard ranking of known ACBM or Assumed ACBM, as well as any HA(s) that have become friable since the last reinspection.
6. Collect bulk samples from each newly discovered friable HA or previously assumed and submit for laboratory analysis.
7. Tabulate reinspection findings and submit for management planner review and recommendations with appropriate response actions based on the AHERA Damage Category of the ACBM.
8. Submit reinspection findings and management planner recommendations to the LEA within thirty (30) days for inclusion into the management plan.

IV. ABATEMENT HISTORY

The information collected from the existing management plan and inspection report(s) and from interviews with the school official revealed that the following asbestos abatement was conducted at the school since the previous Three year Reinspection.

Abatement Dates:

V. REASSESSMENTS AND RECOMMENDATIONS

The reassessments and recommendations are summarized in Tables I and II on the following pages. Detailed Hazard Assessment Sheets and Drawings and Photos (if applicable) are included in Appendix A.

VI. CONCLUSIONS

The Building Three-Year reinspection has been completed and response actions have been recommended for both friable and non-friable ACBM. A timely execution of the response actions recommended will enable the LEA and the Designated Person(s) to effectively manage the existing ACBM.

This three-year reinspection report should be inserted in the current Management plan at the CPS Central Office, and one (1) copy should be kept at the school for use when planning any renovation and/or demolition activities in areas where ACBM has been identified. Also, periodic surveillance documentation and any summary reports from any response actions that are executed at the school should be used to update the Management Plan.

III. METHODOLOGY

Tasks performed on-site included the following:

1. Review current management plan, identify HA(s) and extract appropriate information.
2. Examine and verify abatement records.
3. Touch and visually and physically reinspect and reassess the condition of all friable known or assumed ACBM.
4. Touch and visually and physically reinspect all non-friable known or assumed ACBM to determine whether these materials have become friable since the last inspection or periodic surveillance.
5. Identify any condition changes that may affect Hazard ranking of known ACBM or Assumed ACBM, as well as any HA(s) that have become friable since the last reinspection.
6. Collect bulk samples from each newly discovered friable HA or previously assumed and submit for laboratory analysis.
7. Tabulate reinspection findings and submit for management planner review and recommendations with appropriate response actions based on the AHERA Damage Category of the ACBM.
8. Submit reinspection findings and management planner recommendations to the LEA within thirty (30) days for inclusion into the management plan.

IV. ABATEMENT HISTORY

The information collected from the existing management plan and inspection report(s) and from interviews with the school official revealed that the following asbestos abatement was conducted at the school since the previous Three year Reinspection.

Abatement Dates:

V. REASSESSMENTS AND RECOMMENDATIONS

The reassessments and recommendations are summarized in Tables I and II on the following pages. Detailed Hazard Assessment Sheets and Drawings and Photos (if applicable) are included in Appendix A.

VI. CONCLUSIONS

The Building Three-Year reinspection has been completed and response actions have been recommended for both friable and non-friable ACBM. A timely execution of the response actions recommended will enable the LEA and the Designated Person(s) to effectively manage the existing ACBM.

This three-year reinspection report should be inserted in the current Management plan at the CPS Central Office, and one (1) copy should be kept at the school for use when planning any renovation and/or demolition activities in areas where ACBM has been identified. Also, periodic surveillance documentation and any summary reports from any response actions that are executed at the school should be used to update the Management Plan.

III. METHODOLOGY

Tasks performed on-site included the following:

1. Review current management plan, identify HA(s) and extract appropriate information.
2. Examine and verify abatement records.
3. Touch and visually and physically reinspect and reassess the condition of all friable known or assumed ACBM.
4. Touch and visually and physically reinspect all non-friable known or assumed ACBM to determine whether these materials have become friable since the last inspection or periodic surveillance.
5. Identify any condition changes that may affect Hazard ranking of known ACBM or Assumed ACBM, as well as any HA(s) that have become friable since the last reinspection.
6. Collect bulk samples from each newly discovered friable HA or previously assumed and submit for laboratory analysis.
7. Tabulate reinspection findings and submit for management planner review and recommendations with appropriate response actions based on the AHERA Damage Category of the ACBM.
8. Submit reinspection findings and management planner recommendations to the LEA within thirty (30) days for inclusion into the management plan.

IV. ABATEMENT HISTORY

The information collected from the existing management plan and inspection report(s) and from interviews with the school official revealed that the following asbestos abatement was conducted at the school since the previous Three year Reinspection.

Abatement Dates:

V. REASSESSMENTS AND RECOMMENDATIONS

The reassessments and recommendations are summarized in Tables I and II on the following pages. Detailed Hazard Assessment Sheets and Drawings and Photos (if applicable) are included in Appendix A.

VI. CONCLUSIONS

The Building Three-Year reinspection has been completed and response actions have been recommended for both friable and non-friable ACBM. A timely execution of the response actions recommended will enable the LEA and the Designated Person(s) to effectively manage the existing ACBM.

This three-year reinspection report should be inserted in the current Management plan at the CPS Central Office, and one (1) copy should be kept at the school for use when planning any renovation and/or demolition activities in areas where ACBM has been identified. Also, periodic surveillance documentation and any summary reports from any response actions that are executed at the school should be used to update the Management Plan.

III. METHODOLOGY

Tasks performed on-site included the following:

1. Review current management plan, identify HA(s) and extract appropriate information.
2. Examine and verify abatement records.
3. Touch and visually and physically reinspect and reassess the condition of all friable known or assumed ACBM.
4. Touch and visually and physically reinspect all non-friable known or assumed ACBM to determine whether these materials have become friable since the last inspection or periodic surveillance.
5. Identify any condition changes that may affect Hazard ranking of known ACBM or Assumed ACBM, as well as any HA(s) that have become friable since the last reinspection.
6. Collect bulk samples from each newly discovered friable HA or previously assumed and submit for laboratory analysis.
7. Tabulate reinspection findings and submit for management planner review and recommendations with appropriate response actions based on the AHERA Damage Category of the ACBM.
8. Submit reinspection findings and management planner recommendations to the LEA within thirty (30) days for inclusion into the management plan.

IV. ABATEMENT HISTORY

The information collected from the existing management plan and inspection report(s) and from interviews with the school official revealed that the following asbestos abatement was conducted at the school since the previous Three year Reinspection.

Abatement Dates:

V. REASSESSMENTS AND RECOMMENDATIONS

The reassessments and recommendations are summarized in Tables I and II on the following pages. Detailed Hazard Assessment Sheets and Drawings and Photos (if applicable) are included in Appendix A.

VI. CONCLUSIONS

The Building Three-Year reinspection has been completed and response actions have been recommended for both friable and non-friable ACBM. A timely execution of the response actions recommended will enable the LEA and the Designated Person(s) to effectively manage the existing ACBM.

This three-year reinspection report should be inserted in the current Management plan at the CPS Central Office, and one (1) copy should be kept at the school for use when planning any renovation and/or demolition activities in areas where ACBM has been identified. Also, periodic surveillance documentation and any summary reports from any response actions that are executed at the school should be used to update the Management Plan.

III. METHODOLOGY

Tasks performed on-site included the following:

1. Review current management plan, identify HA(s) and extract appropriate information.
2. Examine and verify abatement records.
3. Touch and visually and physically reinspect and reassess the condition of all friable known or assumed ACBM.
4. Touch and visually and physically reinspect all non-friable known or assumed ACBM to determine whether these materials have become friable since the last inspection or periodic surveillance.
5. Identify any condition changes that may affect Hazard ranking of known ACBM or Assumed ACBM, as well as any HA(s) that have become friable since the last reinspection.
6. Collect bulk samples from each newly discovered friable HA or previously assumed and submit for laboratory analysis.
7. Tabulate reinspection findings and submit for management planner review and recommendations with appropriate response actions based on the AHERA Damage Category of the ACBM.
8. Submit reinspection findings and management planner recommendations to the LEA within thirty (30) days for inclusion into the management plan.

IV. ABATEMENT HISTORY

The information collected from the existing management plan and inspection report(s) and from interviews with the school official revealed that the following asbestos abatement was conducted at the school since the previous Three year Reinspection.

Abatement Dates:

V. REASSESSMENTS AND RECOMMENDATIONS

The reassessments and recommendations are summarized in Tables I and II on the following pages. Detailed Hazard Assessment Sheets and Drawings and Photos (if applicable) are included in Appendix A.

VI. CONCLUSIONS

The Building Three-Year reinspection has been completed and response actions have been recommended for both friable and non-friable ACBM. A timely execution of the response actions recommended will enable the LEA and the Designated Person(s) to effectively manage the existing ACBM.

This three-year reinspection report should be inserted in the current Management plan at the CPS Central Office, and one (1) copy should be kept at the school for use when planning any renovation and/or demolition activities in areas where ACBM has been identified. Also, periodic surveillance documentation and any summary reports from any response actions that are executed at the school should be used to update the Management Plan.

III. METHODOLOGY

Tasks performed on-site included the following:

1. Review current management plan, identify HA(s) and extract appropriate information.
2. Examine and verify abatement records.
3. Touch and visually and physically reinspect and reassess the condition of all friable known or assumed ACBM.
4. Touch and visually and physically reinspect all non-friable known or assumed ACBM to determine whether these materials have become friable since the last inspection or periodic surveillance.
5. Identify any condition changes that may affect Hazard ranking of known ACBM or Assumed ACBM, as well as any HA(s) that have become friable since the last reinspection.
6. Collect bulk samples from each newly discovered friable HA or previously assumed and submit for laboratory analysis.
7. Tabulate reinspection findings and submit for management planner review and recommendations with appropriate response actions based on the AHERA Damage Category of the ACBM.
8. Submit reinspection findings and management planner recommendations to the LEA within thirty (30) days for inclusion into the management plan.

IV. ABATEMENT HISTORY

The information collected from the existing management plan and inspection report(s) and from interviews with the school official revealed that the following asbestos abatement was conducted at the school since the previous Three year Reinspection.

Abatement Dates:

V. REASSESSMENTS AND RECOMMENDATIONS

The reassessments and recommendations are summarized in Tables I and II on the following pages. Detailed Hazard Assessment Sheets and Drawings and Photos (if applicable) are included in Appendix A.

VI. CONCLUSIONS

The Building Three-Year reinspection has been completed and response actions have been recommended for both friable and non-friable ACBM. A timely execution of the response actions recommended will enable the LEA and the Designated Person(s) to effectively manage the existing ACBM.

This three-year reinspection report should be inserted in the current Management plan at the CPS Central Office, and one (1) copy should be kept at the school for use when planning any renovation and/or demolition activities in areas where ACBM has been identified. Also, periodic surveillance documentation and any summary reports from any response actions that are executed at the school should be used to update the Management Plan.

III. METHODOLOGY

Tasks performed on-site included the following:

1. Review current management plan, identify HA(s) and extract appropriate information.
2. Examine and verify abatement records.
3. Touch and visually and physically reinspect and reassess the condition of all friable known or assumed ACBM.
4. Touch and visually and physically reinspect all non-friable known or assumed ACBM to determine whether these materials have become friable since the last inspection or periodic surveillance.
5. Identify any condition changes that may affect Hazard ranking of known ACBM or Assumed ACBM, as well as any HA(s) that have become friable since the last reinspection.
6. Collect bulk samples from each newly discovered friable HA or previously assumed and submit for laboratory analysis.
7. Tabulate reinspection findings and submit for management planner review and recommendations with appropriate response actions based on the AHERA Damage Category of the ACBM.
8. Submit reinspection findings and management planner recommendations to the LEA within thirty (30) days for inclusion into the management plan.

IV. ABATEMENT HISTORY

The information collected from the existing management plan and inspection report(s) and from interviews with the school official revealed that the following asbestos abatement was conducted at the school since the previous Three year Reinspection.

Abatement Dates:

V. REASSESSMENTS AND RECOMMENDATIONS

The reassessments and recommendations are summarized in Tables I and II on the following pages. Detailed Hazard Assessment Sheets and Drawings and Photos (if applicable) are included in Appendix A.

VI. CONCLUSIONS

The Building Three-Year reinspection has been completed and response actions have been recommended for both friable and non-friable ACBM. A timely execution of the response actions recommended will enable the LEA and the Designated Person(s) to effectively manage the existing ACBM.

This three-year reinspection report should be inserted in the current Management plan at the CPS Central Office, and one (1) copy should be kept at the school for use when planning any renovation and/or demolition activities in areas where ACBM has been identified. Also, periodic surveillance documentation and any summary reports from any response actions that are executed at the school should be used to update the Management Plan.

III. METHODOLOGY

Tasks performed on-site included the following:

1. Review current management plan, identify HA(s) and extract appropriate information.
2. Examine and verify abatement records.
3. Touch and visually and physically reinspect and reassess the condition of all friable known or assumed ACBM.
4. Touch and visually and physically reinspect all non-friable known or assumed ACBM to determine whether these materials have become friable since the last inspection or periodic surveillance.
5. Identify any condition changes that may affect Hazard ranking of known ACBM or Assumed ACBM, as well as any HA(s) that have become friable since the last reinspection.
6. Collect bulk samples from each newly discovered friable HA or previously assumed and submit for laboratory analysis.
7. Tabulate reinspection findings and submit for management planner review and recommendations with appropriate response actions based on the AHERA Damage Category of the ACBM.
8. Submit reinspection findings and management planner recommendations to the LEA within thirty (30) days for inclusion into the management plan.

IV. ABATEMENT HISTORY

The information collected from the existing management plan and inspection report(s) and from interviews with the school official revealed that the following asbestos abatement was conducted at the school since the previous Three year Reinspection.

Abatement Dates:

V. REASSESSMENTS AND RECOMMENDATIONS

The reassessments and recommendations are summarized in Tables I and II on the following pages. Detailed Hazard Assessment Sheets and Drawings and Photos (if applicable) are included in Appendix A.

VI. CONCLUSIONS

The Building Three-Year reinspection has been completed and response actions have been recommended for both friable and non-friable ACBM. A timely execution of the response actions recommended will enable the LEA and the Designated Person(s) to effectively manage the existing ACBM.

This three-year reinspection report should be inserted in the current Management plan at the CPS Central Office, and one (1) copy should be kept at the school for use when planning any renovation and/or demolition activities in areas where ACBM has been identified. Also, periodic surveillance documentation and any summary reports from any response actions that are executed at the school should be used to update the Management Plan.

III. METHODOLOGY

Tasks performed on-site included the following:

1. Review current management plan, identify HA(s) and extract appropriate information.
2. Examine and verify abatement records.
3. Touch and visually and physically reinspect and reassess the condition of all friable known or assumed ACBM.
4. Touch and visually and physically reinspect all non-friable known or assumed ACBM to determine whether these materials have become friable since the last inspection or periodic surveillance.
5. Identify any condition changes that may affect Hazard ranking of known ACBM or Assumed ACBM, as well as any HA(s) that have become friable since the last reinspection.
6. Collect bulk samples from each newly discovered friable HA or previously assumed and submit for laboratory analysis.
7. Tabulate reinspection findings and submit for management planner review and recommendations with appropriate response actions based on the AHERA Damage Category of the ACBM.
8. Submit reinspection findings and management planner recommendations to the LEA within thirty (30) days for inclusion into the management plan.

IV. ABATEMENT HISTORY

The information collected from the existing management plan and inspection report(s) and from interviews with the school official revealed that the following asbestos abatement was conducted at the school since the previous Three year Reinspection.

Abatement Dates:

V. REASSESSMENTS AND RECOMMENDATIONS

The reassessments and recommendations are summarized in Tables I and II on the following pages. Detailed Hazard Assessment Sheets and Drawings and Photos (if applicable) are included in Appendix A.

VI. CONCLUSIONS

The Building Three-Year reinspection has been completed and response actions have been recommended for both friable and non-friable ACBM. A timely execution of the response actions recommended will enable the LEA and the Designated Person(s) to effectively manage the existing ACBM.

This three-year reinspection report should be inserted in the current Management plan at the CPS Central Office, and one (1) copy should be kept at the school for use when planning any renovation and/or demolition activities in areas where ACBM has been identified. Also, periodic surveillance documentation and any summary reports from any response actions that are executed at the school should be used to update the Management Plan.

III. METHODOLOGY

Tasks performed on-site included the following:

1. Review current management plan, identify HA(s) and extract appropriate information.
2. Examine and verify abatement records.
3. Touch and visually and physically reinspect and reassess the condition of all friable known or assumed ACBM.
4. Touch and visually and physically reinspect all non-friable known or assumed ACBM to determine whether these materials have become friable since the last inspection or periodic surveillance.
5. Identify any condition changes that may affect Hazard ranking of known ACBM or Assumed ACBM, as well as any HA(s) that have become friable since the last reinspection.
6. Collect bulk samples from each newly discovered friable HA or previously assumed and submit for laboratory analysis.
7. Tabulate reinspection findings and submit for management planner review and recommendations with appropriate response actions based on the AHERA Damage Category of the ACBM.
8. Submit reinspection findings and management planner recommendations to the LEA within thirty (30) days for inclusion into the management plan.

IV. ABATEMENT HISTORY

The information collected from the existing management plan and inspection report(s) and from interviews with the school official revealed that the following asbestos abatement was conducted at the school since the previous Three year Reinspection.

Abatement Dates:

V. REASSESSMENTS AND RECOMMENDATIONS

The reassessments and recommendations are summarized in Tables I and II on the following pages. Detailed Hazard Assessment Sheets and Drawings and Photos (if applicable) are included in Appendix A.

VI. CONCLUSIONS

The Building Three-Year reinspection has been completed and response actions have been recommended for both friable and non-friable ACBM. A timely execution of the response actions recommended will enable the LEA and the Designated Person(s) to effectively manage the existing ACBM.

This three-year reinspection report should be inserted in the current Management plan at the CPS Central Office, and one (1) copy should be kept at the school for use when planning any renovation and/or demolition activities in areas where ACBM has been identified. Also, periodic surveillance documentation and any summary reports from any response actions that are executed at the school should be used to update the Management Plan.

III. METHODOLOGY

Tasks performed on-site included the following:

1. Review current management plan, identify HA(s) and extract appropriate information.
2. Examine and verify abatement records.
3. Touch and visually and physically reinspect and reassess the condition of all friable known or assumed ACBM.
4. Touch and visually and physically reinspect all non-friable known or assumed ACBM to determine whether these materials have become friable since the last inspection or periodic surveillance.
5. Identify any condition changes that may affect Hazard ranking of known ACBM or Assumed ACBM, as well as any HA(s) that have become friable since the last reinspection.
6. Collect bulk samples from each newly discovered friable HA or previously assumed and submit for laboratory analysis.
7. Tabulate reinspection findings and submit for management planner review and recommendations with appropriate response actions based on the AHERA Damage Category of the ACBM.
8. Submit reinspection findings and management planner recommendations to the LEA within thirty (30) days for inclusion into the management plan.

IV. ABATEMENT HISTORY

The information collected from the existing management plan and inspection report(s) and from interviews with the school official revealed that the following asbestos abatement was conducted at the school since the previous Three year Reinspection.

Abatement Dates:

V. REASSESSMENTS AND RECOMMENDATIONS

The reassessments and recommendations are summarized in Tables I and II on the following pages. Detailed Hazard Assessment Sheets and Drawings and Photos (if applicable) are included in Appendix A.

VI. CONCLUSIONS

The Building Three-Year reinspection has been completed and response actions have been recommended for both friable and non-friable ACBM. A timely execution of the response actions recommended will enable the LEA and the Designated Person(s) to effectively manage the existing ACBM.

This three-year reinspection report should be inserted in the current Management plan at the CPS Central Office, and one (1) copy should be kept at the school for use when planning any renovation and/or demolition activities in areas where ACBM has been identified. Also, periodic surveillance documentation and any summary reports from any response actions that are executed at the school should be used to update the Management Plan.

III. METHODOLOGY

Tasks performed on-site included the following:

1. Review current management plan, identify HA(s) and extract appropriate information.
2. Examine and verify abatement records.
3. Touch and visually and physically reinspect and reassess the condition of all friable known or assumed ACBM.
4. Touch and visually and physically reinspect all non-friable known or assumed ACBM to determine whether these materials have become friable since the last inspection or periodic surveillance.
5. Identify any condition changes that may affect Hazard ranking of known ACBM or Assumed ACBM, as well as any HA(s) that have become friable since the last reinspection.
6. Collect bulk samples from each newly discovered friable HA or previously assumed and submit for laboratory analysis.
7. Tabulate reinspection findings and submit for management planner review and recommendations with appropriate response actions based on the AHERA Damage Category of the ACBM.
8. Submit reinspection findings and management planner recommendations to the LEA within thirty (30) days for inclusion into the management plan.

IV. ABATEMENT HISTORY

The information collected from the existing management plan and inspection report(s) and from interviews with the school official revealed that the following asbestos abatement was conducted at the school since the previous Three year Reinspection.

Abatement Dates:

V. REASSESSMENTS AND RECOMMENDATIONS

The reassessments and recommendations are summarized in Tables I and II on the following pages. Detailed Hazard Assessment Sheets and Drawings and Photos (if applicable) are included in Appendix A.

VI. CONCLUSIONS

The Building Three-Year reinspection has been completed and response actions have been recommended for both friable and non-friable ACBM. A timely execution of the response actions recommended will enable the LEA and the Designated Person(s) to effectively manage the existing ACBM.

This three-year reinspection report should be inserted in the current Management plan at the CPS Central Office, and one (1) copy should be kept at the school for use when planning any renovation and/or demolition activities in areas where ACBM has been identified. Also, periodic surveillance documentation and any summary reports from any response actions that are executed at the school should be used to update the Management Plan.

III. METHODOLOGY

Tasks performed on-site included the following:

1. Review current management plan, identify HA(s) and extract appropriate information.
2. Examine and verify abatement records.
3. Touch and visually and physically reinspect and reassess the condition of all friable known or assumed ACBM.
4. Touch and visually and physically reinspect all non-friable known or assumed ACBM to determine whether these materials have become friable since the last inspection or periodic surveillance.
5. Identify any condition changes that may affect Hazard ranking of known ACBM or Assumed ACBM, as well as any HA(s) that have become friable since the last reinspection.
6. Collect bulk samples from each newly discovered friable HA or previously assumed and submit for laboratory analysis.
7. Tabulate reinspection findings and submit for management planner review and recommendations with appropriate response actions based on the AHERA Damage Category of the ACBM.
8. Submit reinspection findings and management planner recommendations to the LEA within thirty (30) days for inclusion into the management plan.

IV. ABATEMENT HISTORY

The information collected from the existing management plan and inspection report(s) and from interviews with the school official revealed that the following asbestos abatement was conducted at the school since the previous Three year Reinspection.

Abatement Dates:

V. REASSESSMENTS AND RECOMMENDATIONS

The reassessments and recommendations are summarized in Tables I and II on the following pages. Detailed Hazard Assessment Sheets and Drawings and Photos (if applicable) are included in Appendix A.

VI. CONCLUSIONS

The Building Three-Year reinspection has been completed and response actions have been recommended for both friable and non-friable ACBM. A timely execution of the response actions recommended will enable the LEA and the Designated Person(s) to effectively manage the existing ACBM.

This three-year reinspection report should be inserted in the current Management plan at the CPS Central Office, and one (1) copy should be kept at the school for use when planning any renovation and/or demolition activities in areas where ACBM has been identified. Also, periodic surveillance documentation and any summary reports from any response actions that are executed at the school should be used to update the Management Plan.

III. METHODOLOGY

Tasks performed on-site included the following:

1. Review current management plan, identify HA(s) and extract appropriate information.
2. Examine and verify abatement records.
3. Touch and visually and physically reinspect and reassess the condition of all friable known or assumed ACBM.
4. Touch and visually and physically reinspect all non-friable known or assumed ACBM to determine whether these materials have become friable since the last inspection or periodic surveillance.
5. Identify any condition changes that may affect Hazard ranking of known ACBM or Assumed ACBM, as well as any HA(s) that have become friable since the last reinspection.
6. Collect bulk samples from each newly discovered friable HA or previously assumed and submit for laboratory analysis.
7. Tabulate reinspection findings and submit for management planner review and recommendations with appropriate response actions based on the AHERA Damage Category of the ACBM.
8. Submit reinspection findings and management planner recommendations to the LEA within thirty (30) days for inclusion into the management plan.

IV. ABATEMENT HISTORY

The information collected from the existing management plan and inspection report(s) and from interviews with the school official revealed that the following asbestos abatement was conducted at the school since the previous Three year Reinspection.

Abatement Dates:

V. REASSESSMENTS AND RECOMMENDATIONS

The reassessments and recommendations are summarized in Tables I and II on the following pages. Detailed Hazard Assessment Sheets and Drawings and Photos (if applicable) are included in Appendix A.

VI. CONCLUSIONS

The Building Three-Year reinspection has been completed and response actions have been recommended for both friable and non-friable ACBM. A timely execution of the response actions recommended will enable the LEA and the Designated Person(s) to effectively manage the existing ACBM.

This three-year reinspection report should be inserted in the current Management plan at the CPS Central Office, and one (1) copy should be kept at the school for use when planning any renovation and/or demolition activities in areas where ACBM has been identified. Also, periodic surveillance documentation and any summary reports from any response actions that are executed at the school should be used to update the Management Plan.

III. METHODOLOGY

Tasks performed on-site included the following:

1. Review current management plan, identify HA(s) and extract appropriate information.
2. Examine and verify abatement records.
3. Touch and visually and physically reinspect and reassess the condition of all friable known or assumed ACBM.
4. Touch and visually and physically reinspect all non-friable known or assumed ACBM to determine whether these materials have become friable since the last inspection or periodic surveillance.
5. Identify any condition changes that may affect Hazard ranking of known ACBM or Assumed ACBM, as well as any HA(s) that have become friable since the last reinspection.
6. Collect bulk samples from each newly discovered friable HA or previously assumed and submit for laboratory analysis.
7. Tabulate reinspection findings and submit for management planner review and recommendations with appropriate response actions based on the AHERA Damage Category of the ACBM.
8. Submit reinspection findings and management planner recommendations to the LEA within thirty (30) days for inclusion into the management plan.

IV. ABATEMENT HISTORY

The information collected from the existing management plan and inspection report(s) and from interviews with the school official revealed that the following asbestos abatement was conducted at the school since the previous Three year Reinspection.

Abatement Dates:

V. REASSESSMENTS AND RECOMMENDATIONS

The reassessments and recommendations are summarized in Tables I and II on the following pages. Detailed Hazard Assessment Sheets and Drawings and Photos (if applicable) are included in Appendix A.

VI. CONCLUSIONS

The Building Three-Year reinspection has been completed and response actions have been recommended for both friable and non-friable ACBM. A timely execution of the response actions recommended will enable the LEA and the Designated Person(s) to effectively manage the existing ACBM.

This three-year reinspection report should be inserted in the current Management plan at the CPS Central Office, and one (1) copy should be kept at the school for use when planning any renovation and/or demolition activities in areas where ACBM has been identified. Also, periodic surveillance documentation and any summary reports from any response actions that are executed at the school should be used to update the Management Plan.

III. METHODOLOGY

Tasks performed on-site included the following:

1. Review current management plan, identify HA(s) and extract appropriate information.
2. Examine and verify abatement records.
3. Touch and visually and physically reinspect and reassess the condition of all friable known or assumed ACBM.
4. Touch and visually and physically reinspect all non-friable known or assumed ACBM to determine whether these materials have become friable since the last inspection or periodic surveillance.
5. Identify any condition changes that may affect Hazard ranking of known ACBM or Assumed ACBM, as well as any HA(s) that have become friable since the last reinspection.
6. Collect bulk samples from each newly discovered friable HA or previously assumed and submit for laboratory analysis.
7. Tabulate reinspection findings and submit for management planner review and recommendations with appropriate response actions based on the AHERA Damage Category of the ACBM.
8. Submit reinspection findings and management planner recommendations to the LEA within thirty (30) days for inclusion into the management plan.

IV. ABATEMENT HISTORY

The information collected from the existing management plan and inspection report(s) and from interviews with the school official revealed that the following asbestos abatement was conducted at the school since the previous Three year Reinspection.

Abatement Dates:

V. REASSESSMENTS AND RECOMMENDATIONS

The reassessments and recommendations are summarized in Tables I and II on the following pages. Detailed Hazard Assessment Sheets and Drawings and Photos (if applicable) are included in Appendix A.

VI. CONCLUSIONS

The Building Three-Year reinspection has been completed and response actions have been recommended for both friable and non-friable ACBM. A timely execution of the response actions recommended will enable the LEA and the Designated Person(s) to effectively manage the existing ACBM.

This three-year reinspection report should be inserted in the current Management plan at the CPS Central Office, and one (1) copy should be kept at the school for use when planning any renovation and/or demolition activities in areas where ACBM has been identified. Also, periodic surveillance documentation and any summary reports from any response actions that are executed at the school should be used to update the Management Plan.

III. METHODOLOGY

Tasks performed on-site included the following:

1. Review current management plan, identify HA(s) and extract appropriate information.
2. Examine and verify abatement records.
3. Touch and visually and physically reinspect and reassess the condition of all friable known or assumed ACBM.
4. Touch and visually and physically reinspect all non-friable known or assumed ACBM to determine whether these materials have become friable since the last inspection or periodic surveillance.
5. Identify any condition changes that may affect Hazard ranking of known ACBM or Assumed ACBM, as well as any HA(s) that have become friable since the last reinspection.
6. Collect bulk samples from each newly discovered friable HA or previously assumed and submit for laboratory analysis.
7. Tabulate reinspection findings and submit for management planner review and recommendations with appropriate response actions based on the AHERA Damage Category of the ACBM.
8. Submit reinspection findings and management planner recommendations to the LEA within thirty (30) days for inclusion into the management plan.

IV. ABATEMENT HISTORY

The information collected from the existing management plan and inspection report(s) and from interviews with the school official revealed that the following asbestos abatement was conducted at the school since the previous Three year Reinspection.

Abatement Dates:

V. REASSESSMENTS AND RECOMMENDATIONS

The reassessments and recommendations are summarized in Tables I and II on the following pages. Detailed Hazard Assessment Sheets and Drawings and Photos (if applicable) are included in Appendix A.

VI. CONCLUSIONS

The Building Three-Year reinspection has been completed and response actions have been recommended for both friable and non-friable ACBM. A timely execution of the response actions recommended will enable the LEA and the Designated Person(s) to effectively manage the existing ACBM.

This three-year reinspection report should be inserted in the current Management plan at the CPS Central Office, and one (1) copy should be kept at the school for use when planning any renovation and/or demolition activities in areas where ACBM has been identified. Also, periodic surveillance documentation and any summary reports from any response actions that are executed at the school should be used to update the Management Plan.

Table I
Inspector's Reinspection Findings

Chicago Public Schools

School Phillips High School **Unit** 46261 **Building ID** 1510

Address 244 E. Pershing Rd. **Region** 04

ASBESTOS REINSPECTION FINDINGS AND RECOMMENDATIONS

Inspector's Reinspection Findings Table 1

Managing Environmental Consultant (MEC) Carnow, Conibear and Associates

600 West Van Buren St., Ste 500 Chicago, IL, 60607

Phone: (312) 762-2900 Fax: (312) 782-5145

Inspector's Comments are Summarized at the End of the Report

HA No	Material Description	Material Quantity	Material Units	Material Location	Asbestos Type	Material Category	Friable	Damage Type	Damage Quantity	Damage Units	Change in Assessment Category	Damage Category	Damage Reason	Disturbance Potential
-------	----------------------	-------------------	----------------	-------------------	---------------	-------------------	---------	-------------	-----------------	--------------	-------------------------------	-----------------	---------------	-----------------------

Chicago Public Schools

School Phillips High School **Unit** 46261 **Building ID** 1510
Address 244 E. Pershing Rd. **Region** 04

ASBESTOS REINSPECTION FINDINGS AND RECOMMENDATIONS

Inspector's Reinspection Findings Table 1

Managing Environmental Consultant (MEC) Carnow, Conibear and Associates

600 West Van Buren St., Ste 500 Chicago, IL, 60607

Phone: (312) 762-2900 Fax: (312) 782-5145

Inspector's Comments are Summarized at the End of the Report

Reinspection Date <u>6/26/2025</u>
Inspector Name <u>Cody Cummins</u>
<u>100-209945/15/2026</u>
Inspector's IDPH License Number / Expiration Date

Inspector's Comments

HA Number:	Inspector Comments:
-------------------	----------------------------

Table II

Management Planner's Review

Chicago Public Schools

School Phillips High School

Unit 46261

Building ID 1510

Address 244 E. Pershing Rd.

Chicago, IL, 60653

Region 04

ASBESTOS REINSPECTION FINDINGS AND RECOMMENDATIONS

Management Planner's Review Table II

Managing Environmental Consultant (MEC) Carnow, Conibear and Associates

600 West Van Buren St., Ste 500
Chicago, Il, 60607

Phone: (312) 762-2900

Fax: (312) 782-5145

Management Planner's Comments Summarized at the End of the Report

HA Num	Material Description	Material Quantity	Material Units	Material Location	Asbestos Type	Material Category	Friable	Damage Quantity	Damage Units	Damage Category	Response
	Plaster			NW CORNER - 1944 BUILDING - ADDITION Throughout NE CORNER - ATHLETIC BUILDING - ADDITION Throughout	No ACBM	SURFACE					
	Ceiling Plaster	20,000	SF	CENTER LOT - 1937 BUILDING - ADDITION Room 331, 330, 329, 328, 327, 326, 325, 324, 323, 322, 320, Kitchen,	Assumed	SURFACE	Yes		SF	7 Any remaining friable ACBM or friable suspect ACBM	Follow O&M Plan
	Ceiling Plaster	2,000	SF	SOUTH END - 1904 BUILDING - MAIN Room 204B, 210,	Assumed	SURFACE	Yes		SF	7 Any remaining friable ACBM or friable suspect ACBM	Follow O&M Plan
	Ceiling Plaster	6,000	SF	NW CORNER - 1944 BUILDING - ADDITION Room 344, 342, 340, 338, 333, 332, 233,	Assumed	SURFACE	Yes		SF	7 Any remaining friable ACBM or friable suspect ACBM	Follow O&M Plan
	Wall Plaster			NW CORNER - 1944 BUILDING - ADDITION	No ACBM	SURFACE					
	Wall Plaster			CENTER LOT - 1937 BUILDING - ADDITION Throughout	No ACBM	SURFACE					
	Wall Plaster			SOUTH END - 1904 BUILDING - MAIN Throughout	No ACBM	SURFACE					
	12" x 12" Dark Tan w/ Brown Specks Floor Tile	2,000	SF	SOUTH END - 1904 BUILDING - MAIN Fitness,104b, 204b 312a	Assumed	MISC	No		SF	6 ACBM with the potential for damage	Follow O&M Plan
	12" x 12" Dark Tan w/ Brown Specks Floor Tile Mastic	2,000	SF	SOUTH END - 1904 BUILDING - MAIN Fitness,104b, 204b 312a	Assumed	MISC	No		SF	6 ACBM with the potential for damage	Follow O&M Plan
	12" x 12" Off-White w/ White & Gray Specks Floor Tile	1,900	SF	SOUTH END - 1904 BUILDING - MAIN Fitness, 104b, 111 CENTER LOT - 1937 BUILDING - ADDITION Room 125, 127, 228, 226	Assumed	MISC	No	5	SF	5 ACBM with potential for significant damage	Remove
	12" x 12" Off-White w/ White & Gray Specks Floor	1,900	SF	SOUTH END - 1904 BUILDING - MAIN	Assumed	MISC	No		SF	6 ACBM with the potential for damage	Follow O&M Plan

Chicago Public Schools

School Phillips High School

Unit 46261

Building ID 1510

Address 244 E. Pershing Rd.

Chicago, IL, 60653

Region 04

ASBESTOS REINSPECTION FINDINGS AND RECOMMENDATIONS

Management Planner's Review Table II

Managing Environmental Consultant (MEC) Carnow, Conibear and Associates

600 West Van Buren St., Ste 500
Chicago, Il, 60607

Phone: (312) 762-2900

Fax: (312) 782-5145

Management Planner's Comments Summarized at the End of the Report

HA Num	Material Description	Material Quantity	Material Units	Material Location	Asbestos Type	Material Category	Friable	Damage Quantity	Damage Units	Damage Category	Response
	Tile Mastic			Fitness, 104b, 111 CENTER LOT - 1937 BUILDING - ADDITION Room 125, 127, 228, 226							
	12" x 12" Light Tan w/ Brown & Gray Specks Floor Tile	2,500	SF	SOUTH END - 1904 BUILDING - MAIN Fitness Room, 104b, 120C	Assumed	MISC	No		SF	6 ACBM with the potential for damage	Follow O&M Plan
	12" x 12" Light Tan w/ Brown & Gray Specks Floor Tile Mastic	2,500	SF	SOUTH END - 1904 BUILDING - MAIN Fitness Room, 104b, 120C	Assumed	MISC	No		SF	6 ACBM with the potential for damage	Follow O&M Plan
	12" x 12" Brown w/ Multi-Colored Specks Floor Tile	800	SF	CENTER LOT - 1937 BUILDING - ADDITION Room 030	Assumed	MISC	No		SF	6 ACBM with the potential for damage	Follow O&M Plan
	12" x 12" Brown w/ Multi-Colored Specks Floor Tile Mastic	800	SF	CENTER LOT - 1937 BUILDING - ADDITION Room 030	Assumed	MISC	No		SF	6 ACBM with the potential for damage	Follow O&M Plan
	12" x 12" Brown w/ Light Tan Specks Floor Tile	2,000	SF	SOUTH END - 1904 BUILDING - MAIN Elevator Hall On the 2nd Floor, 204b 311a, 315 CENTER LOT - 1937 BUILDING - ADDITION Room 127, 228,	Assumed	MISC	No	6	SF	5 ACBM with potential for significant damage	Remove
	12" x 12" Brown w/ Light Tan Specks Floor Tile Mastic	2,000	SF	SOUTH END - 1904 BUILDING - MAIN Elevator Hall On the 2nd Floor, 204b 311a, 315 CENTER LOT - 1937 BUILDING - ADDITION Room 127, 228,	Chrysotile	MISC	No		SF	6 ACBM with the potential for damage	Follow O&M Plan
	9" x 9" Gray w/ White Specks Floor Tile	1,100	SF	SOUTH END - 1904 BUILDING - MAIN Food Service Area On 2nd Floor	Chrysotile	MISC	No		SF	6 ACBM with the potential for damage	Follow O&M Plan
	9" x 9" Gray w/ White Specks Floor Tile Mastic	1,100	SF	SOUTH END - 1904 BUILDING - MAIN Food Service Area On 2nd Floor	Chrysotile	MISC	No		SF	6 ACBM with the potential for damage	Follow O&M Plan
	1' x 1' Acoustical Tile on The Walls			SOUTH END - 1904 BUILDING - MAIN Room 313, 224, 222, 318	No ACBM	MISC					

Chicago Public Schools

School Phillips High School

Unit 46261

Building ID 1510

Address 244 E. Pershing Rd.

Chicago, IL, 60653

Region 04

ASBESTOS REINSPECTION FINDINGS AND RECOMMENDATIONS

Management Planner's Review Table II

Managing Environmental Consultant (MEC) Carnow, Conibear and Associates

600 West Van Buren St., Ste 500
Chicago, Il, 60607

Phone: (312) 762-2900

Fax: (312) 782-5145

Management Planner's Comments Summarized at the End of the Report

HA Num	Material Description	Material Quantity	Material Units	Material Location	Asbestos Type	Material Category	Friable	Damage Quantity	Damage Units	Damage Category	Response
	Glue For 1' x 1' Acoustical Tile on The Walls			SOUTH END - 1904 BUILDING - MAIN Room 313, 224, 222	No ACBM	MISC					
	Linoleum			SOUTH END - 1904 BUILDING - MAIN 3rd Floor Vault	No ACBM	MISC					
	9" x 9" Rose w/ Brown & White Streaks Floor Tile			ABATED	Abated	MISC					
	9" x 9" Rose w/ Brown & White Streaks Floor Tile Mastic			ABATED	Abated	MISC					
	9" x 9" Mustard w/ Red Streaks Floor Tile			ABATED	Abated	MISC					
	9" x 9" Mustard w/ Red Streaks Floor Tile Mastic			ABATED	Abated	MISC					
	12" x 12" Light Tan w/ White Specks Floor Tile	1,200	SF	SOUTH END - 1904 BUILDING - MAIN Rooms 004-006	Assumed	MISC	No		SF	6 ACBM with the potential for damage	Follow O&M Plan
	Hard Joint Compound on Green Pipe Insulation	500	LF	SOUTH END - 1904 BUILDING - MAIN On Chilled Water Lines and Oil Lines Throughout Building CENTER LOT - 1937 BUILDING - ADDITION On Chilled Water Lines and Oil Lines Throughout Building NW CORNER - 1944 BUILDING - ADDITION On Chilled Water Lines and Oil Lines Throughout Building NE CORNER - ATHLETIC BUILDING - ADDITION On Chilled Water Lines and Oil Lines Throughout Building	Chrysotile	TSI	Yes		LF	7 Any remaining friable ACBM or friable suspect ACBM	Follow O&M Plan
	12" x 12" Light Tan w/ White Specks Floor Tile Mastic	1,200	SF	SOUTH END - 1904 BUILDING - MAIN Rooms 004-006	Chrysotile	MISC	No		SF	6 ACBM with the potential for damage	Follow O&M Plan
	1' x 1' Old Acoustical Tile on Walls & Ceiling			SOUTH END - 1904 BUILDING - MAIN Room 319	No ACBM	MISC					
	1' x 1' Old Acoustical Tile Glue on Walls & Ceiling			SOUTH END - 1904 BUILDING - MAIN Room 319	No ACBM	MISC					

Chicago Public Schools

School Phillips High School

Unit 46261

Building ID 1510

Address 244 E. Pershing Rd.

Chicago, IL, 60653

Region 04

ASBESTOS REINSPECTION FINDINGS AND RECOMMENDATIONS

Management Planner's Review Table II

Managing Environmental Consultant (MEC) Carnow, Conibear and Associates

600 West Van Buren St., Ste 500
Chicago, Il, 60607

Phone: (312) 762-2900

Fax: (312) 782-5145

Management Planner's Comments Summarized at the End of the Report

HA Num	Material Description	Material Quantity	Material Units	Material Location	Asbestos Type	Material Category	Friable	Damage Quantity	Damage Units	Damage Category	Response
	1' x 1' New Acoustical Tile on Walls & Ceiling			SOUTH END - 1904 BUILDING - MAIN Room 319	No ACBM	MISC					
	9" x 9" Maroon Floor Tile	50	SF	SOUTH END - 1904 BUILDING - MAIN Main Office Closet	Chrysotile	MISC	No		SF	6 ACBM with the potential for damage	Follow O&M Plan
	9" x 9" Maroon Floor Tile Mastic	50	SF	SOUTH END - 1904 BUILDING - MAIN Main Office Closet	Chrysotile	MISC	No		SF	6 ACBM with the potential for damage	Follow O&M Plan
	9" x 9" Black Floor Tile	50	SF	SOUTH END - 1904 BUILDING - MAIN Main Office Closet	Chrysotile	MISC	No		SF	6 ACBM with the potential for damage	Follow O&M Plan
	9" x 9" Black Floor Tile Mastic	50	SF	SOUTH END - 1904 BUILDING - MAIN Main Office Closet	Chrysotile	MISC	No		SF	6 ACBM with the potential for damage	Follow O&M Plan
	12" x 24" Black Floor Tile	50	SF	SOUTH END - 1904 BUILDING - MAIN Main Office Closet	Chrysotile	MISC	No		SF	6 ACBM with the potential for damage	Follow O&M Plan
	12" x 24" Black Floor Tile Mastic	50	SF	SOUTH END - 1904 BUILDING - MAIN Main Office Closet	Chrysotile	MISC	No		SF	6 ACBM with the potential for damage	Follow O&M Plan
	12" x 12" Light Blue w/ Specks Floor Tile	2,000	SF	SOUTH END - 1904 BUILDING - MAIN Room 104, 2nd Floor Lunchroom, 204A	Assumed	MISC	No		SF	6 ACBM with the potential for damage	Follow O&M Plan
	12" x 12" Light Blue w/ Specks Floor Tile Mastic	2,000	SF	SOUTH END - 1904 BUILDING - MAIN Room 104, 2nd Floor Lunchroom, 204A	Assumed	MISC	No		SF	6 ACBM with the potential for damage	Follow O&M Plan
	Vault Door Lining			Mobile Unit 3 - Demolished	Undefined	TSI					
	Vault Door Liners	120	SF	SOUTH END - 1904 BUILDING - MAIN Rooms 301, 304, 310, 3rd Floor Corridor by 305, Main Office	Assumed	TSI	Yes		SF	7 Any remaining friable ACBM or friable suspect ACBM	Follow O&M Plan
	Plaster Ceilings	2,000	SF	SOUTH END - 1904 BUILDING - MAIN Air Plenum Chambers	Assumed	SURFACE	Yes		SF	7 Any remaining friable ACBM or friable suspect ACBM	Follow O&M Plan
	Plaster Ceiling	100	SF	CENTER LOT - 1937 BUILDING - ADDITION Air Plenum #7	Assumed	SURFACE	Yes		SF	7 Any remaining friable ACBM or friable suspect ACBM	Follow O&M Plan
	Drywall	5,000	SF	NW CORNER - 1944 BUILDING - ADDITION Room 3rd Floor Teachers' Lounge	Assumed	MISC	Yes		SF	7 Any remaining friable ACBM or friable suspect ACBM	Follow O&M Plan
	Drywall Compound	1,000	SF	NW CORNER - 1944 BUILDING - ADDITION Room 3rd Floor Teachers' Lounge	Assumed	MISC	Yes		SF	7 Any remaining friable ACBM or friable suspect ACBM	Follow O&M Plan
	4" Blue Vinyl Baseboard	100	SF	NW CORNER - 1944 BUILDING - ADDITION	Assumed	MISC	No		SF	6 ACBM with the potential for damage	Follow O&M Plan

Chicago Public Schools

School Phillips High School

Unit 46261

Building ID 1510

Address 244 E. Pershing Rd.

Chicago, IL, 60653

Region 04

ASBESTOS REINSPECTION FINDINGS AND RECOMMENDATIONS

Management Planner's Review Table II

Managing Environmental Consultant (MEC) Carnow, Conibear and Associates

600 West Van Buren St., Ste 500
Chicago, Il, 60607

Phone: (312) 762-2900

Fax: (312) 782-5145

Management Planner's Comments Summarized at the End of the Report

HA Num	Material Description	Material Quantity	Material Units	Material Location	Asbestos Type	Material Category	Friable	Damage Quantity	Damage Units	Damage Category	Response
				3rd Floor Boys Bathroom							
	4" Blue Vinyl Baseboard Adhesive	100	SF	NW CORNER - 1944 BUILDING - ADDITION 3rd Floor Boys Bathroom	Assumed	MISC	No		SF	6 ACBM with the potential for damage	Follow O&M Plan
	12" x 12" White w/ Brown Streaks Floor Tile	2,000	SF	SOUTH END - 1904 BUILDING - MAIN Rooms 013, 309	Assumed	MISC	No		SF	6 ACBM with the potential for damage	Follow O&M Plan
	12" x 12" White w/ Brown Streaks Floor Tile Mastic	2,000	SF	SOUTH END - 1904 BUILDING - MAIN Rooms 013, 309	Chrysotile	MISC	No		SF	6 ACBM with the potential for damage	Follow O&M Plan
	Blue Carpet Mastic	700	SF	SOUTH END - 1904 BUILDING - MAIN Main Office, Room 134a	Assumed	MISC	No		SF	6 ACBM with the potential for damage	Follow O&M Plan
	2' x 5' Lab Desk Tops			ABATED	Abated	MISC					
	Greenish Black Lab Table Tops			ABATED	Abated	MISC					
	Black Teachers Desk Tops	500	SF	SOUTH END - 1904 BUILDING - MAIN Rooms 301, 303, 304, 308, 310	Assumed	MISC	No		SF	6 ACBM with the potential for damage	Follow O&M Plan
	4" Black Vinyl Baseboard (Painted Brown)			SOUTH END - 1904 BUILDING - MAIN Rooms 301, 303, 304, 310, 205	No ACBM	MISC					
	4" Black Vinyl Baseboard Adhesive			SOUTH END - 1904 BUILDING - MAIN Rooms 301, 303, 304, 310, 205	No ACBM	MISC					
	12" x 12" Beige w/ Brown & Charcoal Streaks Floor Tile				Assumed	MISC					
	12" x 12" Beige w/ Brown & Charcoal Streaks Floor Tile Mastic				Chrysotile	MISC					
	3' x 5' Black Lab Table Tops			ABATED	Abated	MISC					
	Lab Work Stations			SOUTH END - 1904 BUILDING - MAIN Room 310	No ACBM	MISC					
	Blueish Gray Carpet Mastic	300	SF	SOUTH END - 1904 BUILDING - MAIN 120A	Assumed	MISC	No		SF	6 ACBM with the potential for damage	Follow O&M Plan
	Black Baseboard	500	SF	SOUTH END - 1904 BUILDING - MAIN 2nd Floor Gym	Assumed	MISC	No		SF	6 ACBM with the potential for damage	Follow O&M Plan
	Black Baseboard Adhesive	500	SF	SOUTH END - 1904 BUILDING - MAIN 2nd Floor Gym	Assumed	MISC	No		SF	6 ACBM with the potential for damage	Follow O&M Plan
	Ceramic Wall Tile Adhesive	2,000	SF	SOUTH END - 1904 BUILDING - MAIN 2nd Floor Lunchroom	Assumed	MISC	No		SF	6 ACBM with the potential for damage	Follow O&M Plan
	12" x 12" White w/ Blue Specks Floor Tile	2,500	SF	SOUTH END - 1904 BUILDING - MAIN	Assumed	MISC	No		SF	6 ACBM with the potential for damage	Follow O&M Plan

Chicago Public Schools

School Phillips High School

Unit 46261

Building ID 1510

Address 244 E. Pershing Rd.

Chicago, IL, 60653

Region 04

ASBESTOS REINSPECTION FINDINGS AND RECOMMENDATIONS

Management Planner's Review Table II

Managing Environmental Consultant (MEC) Carnow, Conibear and Associates

600 West Van Buren St., Ste 500
Chicago, Il, 60607

Phone: (312) 762-2900

Fax: (312) 782-5145

Management Planner's Comments Summarized at the End of the Report

HA Num	Material Description	Material Quantity	Material Units	Material Location	Asbestos Type	Material Category	Friable	Damage Quantity	Damage Units	Damage Category	Response
				Room 008							
	12" x 12" White w/ Blue Specks Floor Tile Mastic	2,500	SF	CENTER LOT - 1937 BUILDING - ADDITION - Rooms 227, 225 SOUTH END - 1904 BUILDING - MAIN Room 008	Assumed	MISC	No		SF	6 ACBM with the potential for damage	Follow O&M Plan
	Coating on Bottoms Of Sinks	30	SF	CENTER LOT - 1937 BUILDING - ADDITION Rooms 227, 225 SOUTH END - 1904 BUILDING - MAIN Room 204	Chrysotile	MISC	No		SF	6 ACBM with the potential for damage	Follow O&M Plan
	Multicolor Carpet Mastic	700	SF	CENTER LOT - 1937 BUILDING - ADDITION Room 230	Assumed	MISC	No		SF	6 ACBM with the potential for damage	Follow O&M Plan
	12" x 12" Brown w/ Multi-Color Specks Floor Tile			DUPLICATE HA							
	Blue Carpet Mastic			NW CORNER - 1944 BUILDING - ADDITION Room 140	Assumed	MISC					
	12" x 12" Brown Floor Tile	500	CF	CENTER LOT - 1937 BUILDING - ADDITION Room 124, 124B	Assumed	MISC	No		CF	6 ACBM with the potential for damage	Follow O&M Plan
	12" x 12" Brown Floor Tile Mastic	500	SF	CENTER LOT - 1937 BUILDING - ADDITION Room 124, 124B	Assumed	MISC	No		SF	6 ACBM with the potential for damage	Follow O&M Plan
	12" x 12" White w/ Brown Streaks Floor Tile	800	SF	CENTER LOT - 1937 BUILDING - ADDITION Room 124, 124B	Assumed	MISC	No		SF	6 ACBM with the potential for damage	Follow O&M Plan
	12" x 12" White w/ Brown Streaks Floor Tile Mastic	800	SF	CENTER LOT - 1937 BUILDING - ADDITION Room 124, 124B	Chrysotile	MISC	No		SF	6 ACBM with the potential for damage	Follow O&M Plan
	12" x 12" White w/ Gray Streaks Floor Tile	1,880	SF	SOUTH END - 1904 BUILDING - MAIN Boys Locker Room	Assumed	MISC	No		SF	6 ACBM with the potential for damage	Follow O&M Plan
	12" x 12" White w/ Gray Streaks Floor Tile Mastic	1,880	SF	SOUTH END - 1904 BUILDING - MAIN	Chrysotile	MISC	No		SF	6 ACBM with the potential for damage	Follow O&M Plan

Chicago Public Schools

School Phillips High School

Unit 46261

Building ID 1510

Address 244 E. Pershing Rd.

Chicago, IL, 60653

Region 04

ASBESTOS REINSPECTION FINDINGS AND RECOMMENDATIONS

Management Planner's Review Table II

Managing Environmental Consultant (MEC) Carnow, Conibear and Associates

600 West Van Buren St., Ste 500
Chicago, Il, 60607

Phone: (312) 762-2900

Fax: (312) 782-5145

Management Planner's Comments Summarized at the End of the Report

HA Num	Material Description	Material Quantity	Material Units	Material Location	Asbestos Type	Material Category	Friable	Damage Quantity	Damage Units	Damage Category	Response
				Boys Locker Room							
	Ceramic Wall Panel Adhesive	2,000	SF	SOUTH END - 1904 BUILDING - MAIN Girls Locker Room	Chrysotile	MISC	No		SF	6 ACBM with the potential for damage	Follow O&M Plan
	12" x 12" White w/ Gray Streaks Floor Tile	2,000	SF	SOUTH END - 1904 BUILDING - MAIN Fitness Room	Assumed	MISC	No		SF	6 ACBM with the potential for damage	Follow O&M Plan
	12" x 12" White w/ Gray Streaks Floor Tile Mastic	2,000	SF	SOUTH END - 1904 BUILDING - MAIN Fitness Room	Assumed	MISC	No		SF	6 ACBM with the potential for damage	Follow O&M Plan
	Blue/White Mix Carpet Mastic	2,000	SF	SOUTH END - 1904 BUILDING - MAIN Auditorium	Assumed	MISC	No		SF	6 ACBM with the potential for damage	Follow O&M Plan
	Ceiling Tile			SOUTH END - 1904 BUILDING - MAIN Auditorium, 201b, 204, 208	Assumed	MISC					
	Mastic Beneath Slate on Walls	2,000	SF	SOUTH END - 1904 BUILDING - MAIN Auditorium	Assumed	MISC	No		SF	6 ACBM with the potential for damage	Follow O&M Plan
	Cloth Wiring Insulation			SOUTH END - 1904 BUILDING - MAIN Throughout	Assumed	MISC					
	Orange Carpet Mastic				Assumed	MISC					
	Chalk Board and Bulletin Board Adhesive	10,000	SF	SOUTH END - 1904 BUILDING - MAIN Room 206, 209, 211, 217, 313, 312, 309, 310, 105, 114, 106, 113, CENTER LOT - 1937 BUILDING - ADDITION Room 331, 330, 329, 328, 327, 326, 325, 324, 323, 322, 320, 230, 229, 228, 227, 226, 225, 224, 223, 222, 220, 131, 130, 129, 126, 125, 124, NW CORNER - 1944 BUILDING - ADDITION Room 344, 342, 340, 338, 336, 334, 332, 244, 240, 238, 236, 234, 232, 132, 134, 136, 138,	Assumed	MISC	No		SF	6 ACBM with the potential for damage	Follow O&M Plan
	Reddish Pink Carpet Mastic			SOUTH END - 1904 BUILDING - MAIN Room 102	Assumed	MISC					
	Aqua Carpet Mastic			SOUTH END - 1904 BUILDING - MAIN	Assumed	MISC					

Chicago Public Schools

School Phillips High School

Unit 46261

Building ID 1510

Address 244 E. Pershing Rd.

Chicago, IL, 60653

Region 04

ASBESTOS REINSPECTION FINDINGS AND RECOMMENDATIONS

Management Planner's Review Table II

Managing Environmental Consultant (MEC) Carnow, Conibear and Associates

600 West Van Buren St., Ste 500
Chicago, Il, 60607

Phone: (312) 762-2900

Fax: (312) 782-5145

Management Planner's Comments Summarized at the End of the Report

HA Num	Material Description	Material Quantity	Material Units	Material Location	Asbestos Type	Material Category	Friable	Damage Quantity	Damage Units	Damage Category	Response
				Room 107							
	Light Blue Carpet Mastic			SOUTH END - 1904 BUILDING - MAIN Rooms 106	Assumed	MISC					
	Maroon/Brown Carpet Mastic			DUPLICATE HA							
	Green Carpet Mastic			SOUTH END - 1904 BUILDING - MAIN Room 204A	Assumed	MISC					
	Brown Carpet Mastic	2,000	SF	SOUTH END - 1904 BUILDING - MAIN Rooms 204, 318A, 318C, 210, 319, 319B	Assumed	MISC	No		SF	6 ACBM with the potential for damage	Follow O&M Plan
	Fume Hood Components	25	SF	SOUTH END - 1904 BUILDING - MAIN Room 310	Assumed	MISC	No		SF	6 ACBM with the potential for damage	Follow O&M Plan
	Beige/Tan Linoleum	9,000	SF	SOUTH END - 1904 BUILDING - MAIN Rooms 301B, 303, 306, 308, 310, 308A, 306A, 306B, 304B	Assumed	MISC	No		SF	6 ACBM with the potential for damage	Follow O&M Plan
	Beige/Tan Linoleum Mastic	9,000	SF	SOUTH END - 1904 BUILDING - MAIN Rooms 301B, 303, 306, 308, 310, 308A, 306A, 306B, 304B	Assumed	MISC	No		SF	6 ACBM with the potential for damage	Follow O&M Plan
	4" Brown Baseboard	9,000	LF	SOUTH END - 1904 BUILDING - MAIN Rooms 301, 303, 306, 308, 310, 204, 308A, 306A, 306B, 304B	Assumed	MISC	No		LF	6 ACBM with the potential for damage	Follow O&M Plan
	4" Brown Baseboard Adhesive	9,000	LF	SOUTH END - 1904 BUILDING - MAIN Rooms 301, 303, 306, 308, 310, 204, 308A, 306A, 306B, 304B	Assumed	MISC	No		LF	6 ACBM with the potential for damage	Follow O&M Plan
	Lab Table Tops	300	SF	SOUTH END - 1904 BUILDING - MAIN Rooms 301, 303, 304, 306, 308, 310	Assumed	MISC	No		SF	6 ACBM with the potential for damage	Follow O&M Plan
	Drywall	20,000	SF	SOUTH END - 1904 BUILDING - MAIN Rooms 301, 303, 304, 306, 308, 310, 313, 318A, 301B, 319B, 308A, 306A, 306B,	Assumed	MISC	No		SF	6 ACBM with the potential for damage	Follow O&M Plan
	Drywall Joint Compound	20,000	SF	SOUTH END - 1904 BUILDING - MAIN Rooms 301, 303, 304, 306, 308, 310, 313, 318A, 301B, 319B, 308A, 306A, 306B,	Assumed	MISC	No		SF	6 ACBM with the potential for damage	Follow O&M Plan
	2' x 4' Lay-in Ceiling Panels	9,000	SF	SOUTH END - 1904 BUILDING - MAIN Room 303	Assumed	MISC	Yes		SF	7 Any remaining friable ACBM or friable suspect ACBM	Follow O&M Plan

Chicago Public Schools

School Phillips High School

Unit 46261

Building ID 1510

Address 244 E. Pershing Rd.

Chicago, IL, 60653

Region 04

ASBESTOS REINSPECTION FINDINGS AND RECOMMENDATIONS

Management Planner's Review Table II

Managing Environmental Consultant (MEC) Carnow, Conibear and Associates

600 West Van Buren St., Ste 500
Chicago, Il, 60607

Phone: (312) 762-2900

Fax: (312) 782-5145

Management Planner's Comments Summarized at the End of the Report

HA Num	Material Description	Material Quantity	Material Units	Material Location	Asbestos Type	Material Category	Friable	Damage Quantity	Damage Units	Damage Category	Response
	Free Standing Lab Table Tops	200	SF	CENTER LOT - 1937 BUILDING - ADDITION Room 127	Assumed	MISC	No		SF	6 ACBM with the potential for damage	Follow O&M Plan
	Bright Blue Carpet Mastic			SOUTH END - 1904 BUILDING - MAIN Room 106	Assumed	MISC					
	Spray-on Ceiling Beams Insulation	1,000	SF	SOUTH END - 1904 BUILDING - MAIN Girls Locker Room 001a NE CORNER - ATHLETIC BUILDING - ADDITION Janitor's Closet 162, 166 Electrical, 137 ATS, Storage next to 166	Assumed	SURFACE	Yes		SF	7 Any remaining friable ACBM or friable suspect ACBM	Follow O&M Plan
	12" x 12" Beige/Brown Speckled Floor Tile	2,600	SF	SOUTH END - 1904 BUILDING - MAIN Mercy Phillips Health Care Center 003	Assumed	MISC	No		SF	6 ACBM with the potential for damage	Follow O&M Plan
	12" x 12" Beige/Brown Speckled Floor Tile Mastic	2,600	SF	SOUTH END - 1904 BUILDING - MAIN Mercy Phillips Health Care Center 003	Assumed	MISC	No		SF	6 ACBM with the potential for damage	Follow O&M Plan
	2' x 2' White Sectional Ceiling Tile	2,600	SF	SOUTH END - 1904 BUILDING - MAIN Mercy Phillips Health Care Center 003	Assumed	MISC	Yes		SF	7 Any remaining friable ACBM or friable suspect ACBM	Follow O&M Plan
	4" Light Brown Vinyl Baseboard	280	LF	SOUTH END - 1904 BUILDING - MAIN Mercy Phillips Health Care Center 003	Assumed	MISC	No		LF	6 ACBM with the potential for damage	Follow O&M Plan
	4" Light Brown Vinyl Baseboard Adhesive	280	LF	SOUTH END - 1904 BUILDING - MAIN Mercy Phillips Health Care Center 003	Assumed	MISC	No		LF	6 ACBM with the potential for damage	Follow O&M Plan
	Drywall	5,000	SF	SOUTH END - 1904 BUILDING - MAIN Mercy Phillips Health Care Center 003, NE CORNER - ATHLETIC BUILDING - ADDITION Corridors, Gym 165, Janitor's Closet 162, Electrical 166, ATS 137, Storage next to 166,	Assumed	MISC	No		SF	6 ACBM with the potential for damage	Follow O&M Plan
	2' x 4' Lay-in Ceiling Panels			Throughout Facility	Assumed	MISC					
	Drywall Tape	140	SF	SOUTH END - 1904 BUILDING - MAIN Mercy Phillips Health Care Center 003	Assumed	MISC	No		SF	6 ACBM with the potential for damage	Follow O&M Plan
	Drywall Joint Compound	140	SF	SOUTH END - 1904 BUILDING - MAIN Mercy Phillips Health Care Center 003	Assumed	MISC	No		SF	6 ACBM with the potential for damage	Follow O&M Plan

Chicago Public Schools

School Phillips High School

Unit 46261

Building ID 1510

Address 244 E. Pershing Rd.

Chicago, IL, 60653

Region 04

ASBESTOS REINSPECTION FINDINGS AND RECOMMENDATIONS

Management Planner's Review Table II

Managing Environmental Consultant (MEC) Carnow, Conibear and Associates

600 West Van Buren St., Ste 500
Chicago, Il, 60607

Phone: (312) 762-2900

Fax: (312) 782-5145

Management Planner's Comments Summarized at the End of the Report

HA Num	Material Description	Material Quantity	Material Units	Material Location	Asbestos Type	Material Category	Friable	Damage Quantity	Damage Units	Damage Category	Response
	Brown/Blue Carpet Adhesive	600	SF	SOUTH END - 1904 BUILDING - MAIN Room 112	Assumed	MISC	No		SF	6 ACBM with the potential for damage	Follow O&M Plan
	Bluish Floor Texture			Boys Locker Room	Assumed	MISC					
	Gray/Black Carpet Mastic			SOUTH END - 1904 BUILDING - MAIN Room 109	Assumed	MISC					
	12" x 12" Light Gray Mottled Vinyl Floor Tile	2,000	SF	NE CORNER - ATHLETIC BUILDING - ADDITION Corridor, 156 Coaches Office, 151 Concessions	Assumed	MISC	No		SF	6 ACBM with the potential for damage	Follow O&M Plan
	12" x 12" Light Gray Mottled Vinyl Floor Tile Mastic	2,000	SF	NE CORNER - ATHLETIC BUILDING - ADDITION Corridor, 156 Coaches Office, 151 Concessions	Assumed	MISC	No		SF	6 ACBM with the potential for damage	Follow O&M Plan
	Vapor Barrier Under Wood Tongue and Groove Floor	10,000	SF	SOUTH END - 1904 BUILDING - MAIN Girls Gym, 2nd Floor Gym, 219b, 219A, 318 Gym Balcony, 318A Storage, 217A, Auditorium 119 CENTER LOT - 1937 BUILDING - ADDITION Room 229, 324 NE CORNER - ATHLETIC BUILDING - ADDITION Gym 165	Assumed	MISC	No		SF	6 ACBM with the potential for damage	Follow O&M Plan
	12" x 12" Wood Pattern Floor Tile	1,000	SF	SOUTH END - 1904 BUILDING - MAIN Engineer's Office, 101B Principal's Office	Assumed	MISC	No		SF	6 ACBM with the potential for damage	Follow O&M Plan
	12" x 12" Wood Pattern Floor Tile Mastic	1,000	SF	SOUTH END - 1904 BUILDING - MAIN Engineer's Office, 101B Principal's Office	Assumed	MISC	No		SF	6 ACBM with the potential for damage	Follow O&M Plan
	12" x 12" Light Blue w/ Gray Streaks Floor Tile	500	SF	SOUTH END - 1904 BUILDING - MAIN Room 008 CENTER LOT - 1937 BUILDING -	Assumed	MISC	No		SF	6 ACBM with the potential for damage	Follow O&M Plan

Chicago Public Schools

School Phillips High School

Unit 46261

Building ID 1510

Address 244 E. Pershing Rd.

Chicago, IL, 60653

Region 04

ASBESTOS REINSPECTION FINDINGS AND RECOMMENDATIONS

Management Planner's Review Table II

Managing Environmental Consultant (MEC) Carnow, Conibear and Associates

600 West Van Buren St., Ste 500
Chicago, Il, 60607

Phone: (312) 762-2900

Fax: (312) 782-5145

Management Planner's Comments Summarized at the End of the Report

HA Num	Material Description	Material Quantity	Material Units	Material Location	Asbestos Type	Material Category	Friable	Damage Quantity	Damage Units	Damage Category	Response
				ADDITION Room 228 NW CORNER - 1944 BUILDING - ADDITION Room 140							
	12" x 12" Light Blue w/ Gray Streaks Floor Tile Mastic	500	SF	SOUTH END - 1904 BUILDING - MAIN Room 008 CENTER LOT - 1937 BUILDING - ADDITION Room 228 NW CORNER - 1944 BUILDING - ADDITION Room 140	Assumed	MISC	No		SF	6 ACBM with the potential for damage	Follow O&M Plan
	2' x 4' Ceiling Tile w/ 2' x 2' Pattern Effect	500	SF	SOUTH END - 1904 BUILDING - MAIN Room 104, 206	Assumed	MISC	Yes		SF	7 Any remaining friable ACBM or friable suspect ACBM	Follow O&M Plan
	12" x 12" Dark Blue Mottled Floor Tile	8,000	SF	SOUTH END - 1904 BUILDING - MAIN Rooms 105, Elevator Access Hallway, 107, 109, 312, 313, 204A CENTER LOT - 1937 BUILDING - ADDITION Rooms 223, Lunchroom, 320, 323, 331 NW CORNER - 1944 BUILDING - ADDITION Rooms 332, 334, 336, 338, 340, 342, 344	Assumed	MISC	No		SF	6 ACBM with the potential for damage	Follow O&M Plan
	12" x 12" Dark Blue Mottled Floor Tile Mastic	8,000	SF	SOUTH END - 1904 BUILDING - MAIN Rooms 105, Elevator Access Hallway, 107, 109, 312, 313, 204A, CENTER LOT - 1937 BUILDING -	Assumed	MISC	No		SF	6 ACBM with the potential for damage	Follow O&M Plan

Chicago Public Schools

School Phillips High School

Unit 46261

Building ID 1510

Address 244 E. Pershing Rd.

Chicago, IL, 60653

Region 04

ASBESTOS REINSPECTION FINDINGS AND RECOMMENDATIONS

Management Planner's Review Table II

Managing Environmental Consultant (MEC) Carnow, Conibear and Associates

600 West Van Buren St., Ste 500
Chicago, Il, 60607

Phone: (312) 762-2900

Fax: (312) 782-5145

Management Planner's Comments Summarized at the End of the Report

HA Num	Material Description	Material Quantity	Material Units	Material Location	Asbestos Type	Material Category	Friable	Damage Quantity	Damage Units	Damage Category	Response
				ADDITION Rooms 223, Lunchroom, 320, 323, 331 NW CORNER - 1944 BUILDING - ADDITION Rooms 332, 334, 336, 338, 340, 342, 344							
	1' x 1' Acoustical Ceiling Tile	15,000	SF	CENTER LOT - 1937 BUILDING - ADDITION 2nd Floor Lunchrooms & Serving Areas	Assumed	MISC	Yes		SF	7 Any remaining friable ACBM or friable suspect ACBM	Follow O&M Plan
	2' x 4' Smooth Ceiling Tile	40,000	SF	SOUTH END - 1904 BUILDING - MAIN 3rd Floor Corridors, 2nd Floor Corridors, 1st Floor Corridors, 204, 205A, 215, 313, 312, 308, 108, 101B Principal's Office CENTER LOT - 1937 BUILDING - ADDITION 3rd Floor Corridors, 2nd Floor Corridors, 1st Floor Corridors NW CORNER - 1944 BUILDING - ADDITION 3rd Floor Corridors, 2nd Floor Corridors, 1st Floor Corridors NE CORNER - ATHLETIC BUILDING - ADDITION 3rd Floor Corridors, 2nd Floor Corridors, 1st Floor Corridors	Assumed	MISC	Yes		SF	7 Any remaining friable ACBM or friable suspect ACBM	Follow O&M Plan
	Beige Linoleum			DUPLICATE HA							
	Beige Linoleum Mastic			DUPLICATE HA							
	1' x 1' Spline Ceiling Tile	900	SF	CENTER LOT - 1937 BUILDING - ADDITION Room 319	Assumed	MISC	No		SF	6 ACBM with the potential for damage	Follow O&M Plan

Chicago Public Schools

School Phillips High School

Unit 46261

Building ID 1510

Address 244 E. Pershing Rd.

Chicago, IL, 60653

Region 04

ASBESTOS REINSPECTION FINDINGS AND RECOMMENDATIONS

Management Planner's Review Table II

Managing Environmental Consultant (MEC) Carnow, Conibear and Associates

600 West Van Buren St., Ste 500
Chicago, Il, 60607

Phone: (312) 762-2900

Fax: (312) 782-5145

Management Planner's Comments Summarized at the End of the Report

HA Num	Material Description	Material Quantity	Material Units	Material Location	Asbestos Type	Material Category	Friable	Damage Quantity	Damage Units	Damage Category	Response
	12" x 12" Brown w/ Tan Streaks Floor Tile	1,500	SF	CENTER LOT - 1937 BUILDING - ADDITION Classroom Entryways of Rooms 326, 325, 322, 131 NW CORNER - 1944 BUILDING - ADDITION Classroom Entryways of Rooms 244, 240, 134, 144	Assumed	MISC	No		SF	6 ACBM with the potential for damage	Follow O&M Plan
	12" x 12" Brown w/ Tan Streaks Floor Tile Mastic	1,500	SF	CENTER LOT - 1937 BUILDING - ADDITION Classroom Entryways of Rooms 326, 325, 322, 131 NW CORNER - 1944 BUILDING - ADDITION Classroom Entryways of Rooms 244, 240, 134, 144	Assumed	MISC	No		SF	6 ACBM with the potential for damage	Follow O&M Plan
	Ceramic Tile Grout	2,000	SF	SOUTH END - 1904 BUILDING - MAIN 1st, 2nd and 3rd Floor Women's, Men's, and Staff Bathrooms	Assumed	MISC	No		SF	6 ACBM with the potential for damage	Follow O&M Plan
	Blue Carpet Tile Mastic			SOUTH END - 1904 BUILDING - MAIN Room 008	Assumed	MISC					
	White/Beige/Black Terrazzo	1,000	SF	CENTER LOT - 1937 BUILDING - ADDITION Gym Balcony 318, West Stairwell, East Stairwell	Assumed	MISC	No		SF	6 ACBM with the potential for damage	Follow O&M Plan
	2' x 4' Pinholed & Gouged Ceiling Tile	10,000	SF	SOUTH END - 1904 BUILDING - MAIN - Room 315, 205, 205A, 209, 211, 213, 215, 217, 309, 307, 305, 312A, 111, 114, 106, 104A, 104B, 104, 102, 101, 101B Principal's Office, 113 CENTER LOT - 1937 BUILDING -	Assumed	MISC	Yes		SF	7 Any remaining friable ACBM or friable suspect ACBM	Follow O&M Plan

Chicago Public Schools

School Phillips High School

Unit 46261

Building ID 1510

Address 244 E. Pershing Rd.

Chicago, IL, 60653

Region 04

ASBESTOS REINSPECTION FINDINGS AND RECOMMENDATIONS

Management Planner's Review Table II

Managing Environmental Consultant (MEC) Carnow, Conibear and Associates

600 West Van Buren St., Ste 500
Chicago, Il, 60607

Phone: (312) 762-2900

Fax: (312) 782-5145

Management Planner's Comments Summarized at the End of the Report

HA Num	Material Description	Material Quantity	Material Units	Material Location	Asbestos Type	Material Category	Friable	Damage Quantity	Damage Units	Damage Category	Response
				ADDITION Room 231, 230, 229, 228, 227, 226, 225, 220, 122, 123, 125, 127, 128, 129, 130, 131 NW CORNER - 1944 BUILDING - ADDITION Room 240, 2nd Floor Office next to 240, 238, 236, 234, 232, 132, 134, 136, 138, 144							
	2' x 2' Pinholed Ceiling Tile	3,000	SF	SOUTH END - 1904 BUILDING - MAIN - Room 301, 304 CENTER LOT - 1937 BUILDING - ADDITION Room 124 NW CORNER - 1944 BUILDING - ADDITION Room 244, 140 NE CORNER - ATHLETIC BUILDING - ADDITION Corridor, 154 Trainer Room, 156 Coaches Office	Assumed	MISC	Yes		SF	7 Any remaining friable ACBM or friable suspect ACBM	Follow O&M Plan
	2' x 4' Pinholed & Fissured Ceiling Tile	2,000	SF	SOUTH END - 1904 BUILDING - MAIN - Room 308, 308A, 109, 104, 102, 101 CENTER LOT - 1937 BUILDING - ADDITION Room 225, 126, 130 NW CORNER - 1944 BUILDING -	Assumed	MISC	Yes		SF	7 Any remaining friable ACBM or friable suspect ACBM	Follow O&M Plan

Chicago Public Schools

School Phillips High School

Unit 46261

Building ID 1510

Address 244 E. Pershing Rd.

Chicago, IL, 60653

Region 04

ASBESTOS REINSPECTION FINDINGS AND RECOMMENDATIONS

Management Planner's Review Table II

Managing Environmental Consultant (MEC) Carnow, Conibear and Associates

600 West Van Buren St., Ste 500
Chicago, Il, 60607

Phone: (312) 762-2900

Fax: (312) 782-5145

Management Planner's Comments Summarized at the End of the Report

HA Num	Material Description	Material Quantity	Material Units	Material Location	Asbestos Type	Material Category	Friable	Damage Quantity	Damage Units	Damage Category	Response
				ADDITION Room 134, 126, 144							
	6" Dark Blue Vinyl Baseboard	1,000	LF	CENTER LOT - 1937 BUILDING - ADDITION 2nd Floor Lunchroom	Assumed	MISC	No		LF	6 ACBM with the potential for damage	Follow O&M Plan
	6" Dark Blue Vinyl Baseboard Adhesive	1,000	LF	CENTER LOT - 1937 BUILDING - ADDITION 2nd Floor Lunchroom	Assumed	MISC	No		LF	6 ACBM with the potential for damage	Follow O&M Plan
	2' x 4' Vertical Wormed Ceiling Tile	500	SF	SOUTH END - 1904 BUILDING - MAIN - Room 205, 205A, 114	Assumed	MISC	Yes		SF	7 Any remaining friable ACBM or friable suspect ACBM	Follow O&M Plan
	12" x 12" Brown Ceramic Tile Design Vinyl Floor Tile	100	SF	SOUTH END - 1904 BUILDING - MAIN Room 215 Bathroom CENTER LOT - 1937 BUILDING - ADDITION 120B Bathroom	Assumed	MISC	No		SF	6 ACBM with the potential for damage	Follow O&M Plan
	12" x 12" Brown Ceramic Tile Design Vinyl Floor Tile Mastic	100	SF	SOUTH END - 1904 BUILDING - MAIN Room 215 Bathroom CENTER LOT - 1937 BUILDING - ADDITION 120B Bathroom	Assumed	MISC	No		SF	6 ACBM with the potential for damage	Follow O&M Plan
	6" Dark Gray Vinyl Baseboard	200	LF	SOUTH END - 1904 BUILDING - MAIN - Room 313	Assumed	MISC	No		LF	6 ACBM with the potential for damage	Follow O&M Plan
	6" Dark Gray Vinyl Baseboard Adhesive	200	LF	SOUTH END - 1904 BUILDING - MAIN - Room 313	Assumed	MISC	No		LF	6 ACBM with the potential for damage	Follow O&M Plan
	24" x 24" Light Gray w/ Dark and Light Specks Vinyl Floor Tile	1,000	SF	SOUTH END - 1904 BUILDING - MAIN - Room 301, 304	Assumed	MISC	No		SF	6 ACBM with the potential for damage	Follow O&M Plan
	24" x 24" Light Gray w/ Dark and Light Specks Vinyl Floor Tile Mastic	1,000	SF	SOUTH END - 1904 BUILDING - MAIN - Room 301, 304	Assumed	MISC	No		SF	6 ACBM with the potential for damage	Follow O&M Plan

Chicago Public Schools

School Phillips High School

Unit 46261

Building ID 1510

Address 244 E. Pershing Rd.

Chicago, IL, 60653

Region 04

ASBESTOS REINSPECTION FINDINGS AND RECOMMENDATIONS

Management Planner's Review Table II

Managing Environmental Consultant (MEC) Carnow, Conibear and Associates

600 West Van Buren St., Ste 500
Chicago, Il, 60607

Phone: (312) 762-2900

Fax: (312) 782-5145

Management Planner's Comments Summarized at the End of the Report

HA Num	Material Description	Material Quantity	Material Units	Material Location	Asbestos Type	Material Category	Friable	Damage Quantity	Damage Units	Damage Category	Response
	24" x 24" Light Blue w/ Dark and Light Specks Vinyl Floor Tile	400	SF	SOUTH END - 1904 BUILDING - MAIN - Room 301, 304	Assumed	MISC	No		SF	6 ACBM with the potential for damage	Follow O&M Plan
	24" x 24" Light Blue w/ Dark and Light Specks Vinyl Floor Tile Mastic	400	SF	SOUTH END - 1904 BUILDING - MAIN - Room 301, 304	Assumed	MISC	No		SF	6 ACBM with the potential for damage	Follow O&M Plan
	24" x 24" Blue w/ Dark and Light Specks Vinyl Floor Tile	400	SF	SOUTH END - 1904 BUILDING - MAIN - Room 301, 304	Assumed	MISC	No		SF	6 ACBM with the potential for damage	Follow O&M Plan
	24" x 24" Blue w/ Dark and Light Specks Vinyl Floor Tile Mastic	400	SF	SOUTH END - 1904 BUILDING - MAIN - Room 301, 304	Assumed	MISC	No		SF	6 ACBM with the potential for damage	Follow O&M Plan
	Blue & Yellow Linoleum	40,000	SF	SOUTH END - 1904 BUILDING - MAIN 3rd Floor Corridors, 2nd Floor Corridors, 1st Floor Corridors CENTER LOT - 1937 BUILDING - ADDITION 3rd Floor Corridors, 2nd Floor Corridors, 1st Floor Corridors NW CORNER - 1944 BUILDING - ADDITION 3rd Floor Corridors, 2nd Floor Corridors, 1st Floor Corridors	Assumed	MISC	No		SF	6 ACBM with the potential for damage	Follow O&M Plan
	Blue & Yellow Linoleum Adhesive	40,000	SF	SOUTH END - 1904 BUILDING - MAIN 3rd Floor Corridors, 2nd Floor Corridors, 1st Floor Corridors CENTER LOT - 1937 BUILDING - ADDITION 3rd Floor Corridors, 2nd Floor Corridors, 1st Floor Corridors NW CORNER - 1944 BUILDING -	Assumed	MISC	No		SF	6 ACBM with the potential for damage	Follow O&M Plan

Chicago Public Schools

School Phillips High School

Unit 46261

Building ID 1510

Address 244 E. Pershing Rd.

Chicago, IL, 60653

Region 04

ASBESTOS REINSPECTION FINDINGS AND RECOMMENDATIONS

Management Planner's Review Table II

Managing Environmental Consultant (MEC) Carnow, Conibear and Associates

600 West Van Buren St., Ste 500
Chicago, Il, 60607

Phone: (312) 762-2900

Fax: (312) 782-5145

Management Planner's Comments Summarized at the End of the Report

HA Num	Material Description	Material Quantity	Material Units	Material Location	Asbestos Type	Material Category	Friable	Damage Quantity	Damage Units	Damage Category	Response
				ADDITION 3rd Floor Corridors, 2nd Floor Corridors, 1st Floor Corridors							
	12" x 12" Gray Mottled Vinyl Floor Tile	1,000	SF	NE CORNER - ATHLETIC BUILDING - ADDITION Corridor, 156 Coaches Office, 151 Concessions	Assumed	MISC	No		SF	6 ACBM with the potential for damage	Follow O&M Plan
	12" x 12" Navy Blue Mottled Vinyl Floor Tile	1,000	SF	NE CORNER - ATHLETIC BUILDING - ADDITION Corridor, 156 Coaches Office, 151 Concessions	Assumed	MISC	No		SF	6 ACBM with the potential for damage	Follow O&M Plan
	12" x 12" Navy Blue Mottled Vinyl Floor Tile Mastic	1,000	SF	NE CORNER - ATHLETIC BUILDING - ADDITION Corridor, 156 Coaches Office, 151 Concessions	Assumed	MISC	No		SF	6 ACBM with the potential for damage	Follow O&M Plan
	12" x 12" Gray Mottled Vinyl Floor Tile Mastic	1,000	SF	NE CORNER - ATHLETIC BUILDING - ADDITION Corridor, 156 Coaches Office, 151 Concessions	Assumed	MISC	No		SF	6 ACBM with the potential for damage	Follow O&M Plan
	4" Gray Vinyl Baseboard	1,000	LF	NE CORNER - ATHLETIC BUILDING - ADDITION Corridor, 156 Coaches Office, 151 Concessions	Assumed	MISC	No		LF	6 ACBM with the potential for damage	Follow O&M Plan
	4" Gray Vinyl Baseboard Adhesive	1,000	LF	NE CORNER - ATHLETIC BUILDING - ADDITION Corridor, 156 Coaches Office, 151 Concessions	Assumed	MISC	No		LF	6 ACBM with the potential for damage	Follow O&M Plan
	Red Fireproofing Caulk	50	SF	NE CORNER - ATHLETIC BUILDING - ADDITION Mechanical Room 158, Janitor's Closet 162, Electrical 166, ATS 137, Storage Next to 166	Assumed	MISC	No		SF	6 ACBM with the potential for damage	Follow O&M Plan
	Boiler Gasket	100	LF	SOUTH END - 1904 BUILDING - MAIN - Boiler Room	Assumed	MISC	No		LF	6 ACBM with the potential for damage	Follow O&M Plan

Chicago Public Schools

School Phillips High School

Unit 46261

Building ID 1510

Address 244 E. Pershing Rd.

Chicago, IL, 60653

Region 04

ASBESTOS REINSPECTION FINDINGS AND RECOMMENDATIONS

Management Planner's Review Table II

Managing Environmental Consultant (MEC) Carnow, Conibear and Associates

600 West Van Buren St., Ste 500
Chicago, Il, 60607

Phone: (312) 762-2900

Fax: (312) 782-5145

Management Planner's Comments Summarized at the End of the Report

HA Num	Material Description	Material Quantity	Material Units	Material Location	Asbestos Type	Material Category	Friable	Damage Quantity	Damage Units	Damage Category	Response
	12" x 12" Dark Tan & Gray w/ Brown Specks Vinyl Floor Tile	5,000	SF	NW CORNER - 1944 BUILDING - ADDITION Room 140, 144, 131, 132, 134, 136, 138, 140, 141, 240, 244, 232, 234, 236, 238, 231	Assumed	MISC	No		SF	6 ACBM with the potential for damage	Follow O&M Plan
	12" x 12" Dark Tan & Gray w/ Brown Specks Vinyl Floor Tile Mastic	5,000	SF	NW CORNER - 1944 BUILDING - ADDITION Room 140, 144, 131, 132, 134, 136, 138, 140, 141, 240, 244, 232, 234, 236, 238, 231	Assumed	MISC	No		SF	6 ACBM with the potential for damage	Follow O&M Plan
	Linoleum Mastic			SOUTH END - 1904 BUILDING - MAIN 3rd Floor Vault	Assumed	MISC					
	Lab Counter Tops			ABATED	Abated	MISC					
	Counter Tops			ABATED	Abated	MISC					
	Counter Tops			ABATED	Abated	MISC					
	Baseboard			Mobile Unit 1 - Demolished	Undefined	MISC					
	Baseboard Mastic			Mobile Unit 1 - Demolished	Undefined	MISC					
	HA Renumbered 66				Undefined						
	Baseboard			Mobile Unit 2 - Demolished	Undefined	MISC					
	Baseboard Mastic			Mobile Unit 2 - Demolished	Undefined	MISC					
	HA Renumbered 67				Undefined						
	Baseboard			Mobile Unit 3 - Demolished	Undefined	MISC					
	Baseboard Mastic			Mobile Unit 3 - Demolished	Undefined	MISC					
	Renumbered HA 68				Undefined						
	Exterior Brick - Non-AHERA			SOUTH END - 1904 BUILDING - MAIN Exterior of Building	No ACBM	MISC					
	Exterior Brick Mortar - Non-AHERA			SOUTH END - 1904 BUILDING - MAIN Exterior of Building	No ACBM	MISC					
	Exterior Brick - Non-AHERA			CENTER LOT - 1937 BUILDING - ADDITION Exterior of Building	No ACBM	MISC					
	Exterior Brick Mortar - Non-AHERA			CENTER LOT - 1937 BUILDING - ADDITION	No ACBM	MISC					
	Exterior Brick - Non-AHERA			NW CORNER - 1944 BUILDING -	No ACBM	MISC					

Chicago Public Schools

School Phillips High School

Unit 46261

Building ID 1510

Address 244 E. Pershing Rd.

Chicago, IL, 60653

Region 04

ASBESTOS REINSPECTION FINDINGS AND RECOMMENDATIONS

Management Planner's Review Table II

Managing Environmental Consultant (MEC) Carnow, Conibear and Associates

600 West Van Buren St., Ste 500
Chicago, Il, 60607

Phone: (312) 762-2900

Fax: (312) 782-5145

Management Planner's Comments Summarized at the End of the Report

HA Num	Material Description	Material Quantity	Material Units	Material Location	Asbestos Type	Material Category	Friable	Damage Quantity	Damage Units	Damage Category	Response
				ADDITION							
	Exterior Brick Mortar - Non-AHERA			NW CORNER - 1944 BUILDING - ADDITION	No ACBM	MISC					
	Exterior Brick (Used For Patching) - Non-AHERA			SOUTH END - 1904 BUILDING - MAIN Patches	No ACBM	MISC					
	Exterior Brick Mortar (Used For Patching)			SOUTH END - 1904 BUILDING - MAIN Patches	No ACBM	MISC					
	Concrete Ground Stone - Non-AHERA			Exterior of Building	No ACBM	MISC					
	Concrete Ground Stone Mortar - Non-AHERA			Exterior of Building	No ACBM	MISC					
	Old Metal Door Exterior Caulk Material - Non-AHERA			NW CORNER - 1944 BUILDING - ADDITION NW Corner of the Building	Chrysotile	MISC					
	Exterior Brick (Used For Patching) - Non-AHERA			CENTER LOT - 1937 BUILDING - ADDITION East Wall	Assumed	MISC					
	Exterior Brick Mortar (Used For Patching) - Non-AHERA			CENTER LOT - 1937 BUILDING - ADDITION East Wall	Assumed	MISC					
	Interior Brick			NW CORNER - 1944 BUILDING - ADDITION Small Gym	No ACBM	MISC					
	Interior Brick Mortar			NW CORNER - 1944 BUILDING - ADDITION Small Gym	No ACBM	MISC					
	Drywall			Mobile Unit 1 - Demolished	Undefined	MISC					
	Drywall			Mobile Unit 2 - Demolished	Undefined	MISC					
	Drywall			Mobile Unit 3 - Demolished	Undefined	MISC					
	9" x 9" Brown Floor Tile			Mobile Unit 1 - Demolished	Undefined	MISC					
	9" x 9" Brown Floor Tile Mastic			Mobile Unit 1 - Demolished	Undefined	MISC					
	9" x 9" Beige w/ Cream Streaks Floor Tile			Mobile Unit 1 - Demolished	Undefined	MISC					
	9" x 9" Beige w/ Cream Streaks Floor Tile Mastic			Mobile Unit 1 - Demolished	Undefined	MISC					
	12" x 12" Beige w/ Specks Floor Tile (Patch)			Mobile Unit 1 - Demolished	Undefined	MISC					
	12" x 12" Beige w/ Specks Floor Tile Mastic (Patch)			Mobile Unit 1 - Demolished	Undefined	MISC					
	12" x 12" Cream w/ Specks Floor Tile			Mobile Unit 1 - Demolished	Undefined	MISC					

Chicago Public Schools

School Phillips High School

Unit 46261

Building ID 1510

Address 244 E. Pershing Rd.

Chicago, IL, 60653

Region 04

ASBESTOS REINSPECTION FINDINGS AND RECOMMENDATIONS

Management Planner's Review Table II

Managing Environmental Consultant (MEC) Carnow, Conibear and Associates

600 West Van Buren St., Ste 500
Chicago, Il, 60607

Phone: (312) 762-2900

Fax: (312) 782-5145

Management Planner's Comments Summarized at the End of the Report

HA Num	Material Description	Material Quantity	Material Units	Material Location	Asbestos Type	Material Category	Friable	Damage Quantity	Damage Units	Damage Category	Response
	12" x 12" Cream w/ Specks Floor Tile Mastic			Mobile Unit 1 - Demolished	Undefined	MISC					
	12" x 12" Cream w/ Specks Floor Tile			Mobile Unit 3 - Demolished	Undefined	MISC					
	12" x 12" Cream w/ Specks Floor Tile Mastic			Mobile Unit 3 - Demolished	Undefined	MISC					
	HVAC Unit Gasket			Mobile Unit 1 - Demolished	Undefined	TSI					
	HVAC Unit Gasket			Mobile Unit 2 - Demolished	Undefined	TSI					
	HVAC Unit Gasket			Mobile Unit 3 - Demolished	Undefined	TSI					
	12" x 12" Cream w/ Tan & White Specks Floor Tile	4,500	SF	SOUTH END - 1904 BUILDING - MAIN Room 215 CENTER LOT - 1937 BUILDING - ADDITION Rooms 123, 122, 226, 2nd Floor E Lunchroom, 1st Floor Corridor, 3rd Floor Corridor, 129	Assumed	MISC	No		SF	6 ACBM with the potential for damage	Follow O&M Plan
	12" x 12" Cream w/ Tan & White Specks Floor Tile Mastic	4,500	SF	SOUTH END - 1904 BUILDING - MAIN Room 215 CENTER LOT - 1937 BUILDING - ADDITION Rooms 123, 122, 226, 2nd Floor E Lunchroom, 1st Floor Corridor, 3rd Floor Corridor, 129	Chrysotile	MISC	No		SF	6 ACBM with the potential for damage	Follow O&M Plan
	Caulk/Glaze on Old Windows			CENTER LOT - 1937 BUILDING - ADDITION	No ACBM	MISC					
	Old Window Caulk			SOUTH END - 1904 BUILDING - MAIN Throughout	No ACBM	MISC					
	12" x 12" Dark Tan & Gray w/ Brown Specks Vinyl Floor Tile	5,000	SF	CENTER LOT - 1937 BUILDING - ADDITION Room 322, 325, Rotc Storage, 224, 222, 325, 326, 327, 328, 329, 330, 122, 126, 128, 120, 122, 123, 125, 126, 129, 220	Chrysotile	MISC	No		SF	6 ACBM with the potential for damage	Follow O&M Plan
	12" x 12" Dark Tan & Gray w/ Brown Specks Vinyl Floor Tile Mastic	5,000	SF	CENTER LOT - 1937 BUILDING - ADDITION Rooms - Room 322, 325, Rotc Storage, 224,	Chrysotile	MISC	No		SF	6 ACBM with the potential for damage	Follow O&M Plan

Chicago Public Schools

School Phillips High School

Unit 46261

Building ID 1510

Address 244 E. Pershing Rd.

Chicago, IL, 60653

Region 04

ASBESTOS REINSPECTION FINDINGS AND RECOMMENDATIONS

Management Planner's Review Table II

Managing Environmental Consultant (MEC) Carnow, Conibear and Associates

600 West Van Buren St., Ste 500
Chicago, Il, 60607

Phone: (312) 762-2900

Fax: (312) 782-5145

Management Planner's Comments Summarized at the End of the Report

HA Num	Material Description	Material Quantity	Material Units	Material Location	Asbestos Type	Material Category	Friable	Damage Quantity	Damage Units	Damage Category	Response
				222, 325, 326, 327, 328, 329, 330, 122, 126, 128, 120, 122, 123, 125, 126, 129, 220							
	12" x 12" Peach Floor Tile			ABATED	Abated	MISC					
	12" x 12" Peach Floor Tile Mastic			MATERIAL REMOVED	Assumed	MISC					
	12" x 12" Beige w/ Multi-Color Specks Floor Tile			MATERIAL REMOVED	Assumed	MISC					
	12" x 12" Beige w/ Multi-Color Specks Floor Tile Mastic			ABATED	Abated	MISC					
	Canvas Tape Underneath The Woodwork Trim			CENTER LOT - 1937 BUILDING - ADDITION Room 123	No ACBM	MISC					
	Canvas Underneath Paint			SOUTH END - 1904 BUILDING - MAIN 1st, 2nd, and 3rd Floor Corridors	No ACBM	MISC					
	Orange Canvas on The Bulletin Board			CENTER LOT - 1937 BUILDING - ADDITION Room 320	No ACBM	MISC					
	12" x 12" Dark Tan & Gray w/ Brown Specks Floor Tile	400	SF	NW CORNER - 1944 BUILDING - ADDITION Storage Room by 140	Chrysotile	MISC	No		SF	6 ACBM with the potential for damage	Follow O&M Plan
	12" x 12" Dark Tan & Gray w/ Brown Specks Floor Tile Mastic	400	SF	NW CORNER - 1944 BUILDING - ADDITION Storage Room by 140	Chrysotile	MISC	No		SF	6 ACBM with the potential for damage	Follow O&M Plan
	12" x 12" Dark Tan & Gray w/ Brown Specks Vinyl Floor Tile	5,000	SF	SOUTH END - 1904 BUILDING - MAIN Rooms 111, 113, 114, 115, 215, 217, 211A, 120, 209, 213,	Chrysotile	MISC	No	10	SF	5 ACBM with potential for significant damage	Remove
	12" x 12" Dark Tan & Gray w/ Brown Specks Vinyl Floor Tile Mastic	5,000	SF	SOUTH END - 1904 BUILDING - MAIN Rooms 111, 113, 114, 115, 215, 217, 211A, 120, 209, 213,	Chrysotile	MISC	No		SF	6 ACBM with the potential for damage	Follow O&M Plan
	12" x 12" Light Tan & Gray w/ Brown Specks Floor Tile			ABATED	Abated	MISC					
	12" x 12" Light Tan & Gray w/ Brown Specks Floor Tile Mastic			ABATED	Abated	MISC					
	12" x 12" Light Tan & Gray w/ Brown Specks Floor Tile			ABATED	Abated	MISC					
	12" x 12" Light Tan & Gray w/ Brown Specks Floor			ABATED	Abated	MISC					

Chicago Public Schools

School Phillips High School

Unit 46261

Building ID 1510

Address 244 E. Pershing Rd.

Chicago, IL, 60653

Region 04

ASBESTOS REINSPECTION FINDINGS AND RECOMMENDATIONS

Management Planner's Review Table II

Managing Environmental Consultant (MEC) Carnow, Conibear and Associates

600 West Van Buren St., Ste 500
Chicago, Il, 60607

Phone: (312) 762-2900

Fax: (312) 782-5145

Management Planner's Comments Summarized at the End of the Report

HA Num	Material Description	Material Quantity	Material Units	Material Location	Asbestos Type	Material Category	Friable	Damage Quantity	Damage Units	Damage Category	Response
	Tile Mastic										
	12" x 12" Light Tan & Gray w/ Brown Specks Floor Tile			ABATED	Abated	MISC					
	12" x 12" Light Tan & Gray w/ Brown Specks Floor Tile Mastic			ABATED	Abated	MISC					
	12" x 12" Cream w/ Tan & White Specks Floor Tile			ABATED	Abated	MISC					
	12" x 12" Cream w/ Tan & White Specks Floor Tile Mastic			ABATED	Abated	MISC					
	12" x 12" Cream w/ Tan & White Specks Floor Tile			MATERIAL REMOVED	Assumed	MISC					
	12" x 12" Cream w/ Tan & White Specks Floor Tile Mastic			ABATED	Abated	MISC					
	12" x 12" Sky Blue w/ Blue Streaks Floor Tile	12,000	SF	SOUTH END - 1904 BUILDING - MAIN Dean's Office, Room 106, 102, 101, 105, 107, 109, 205, 205A, 206, 312, 313, 101B Principal's Office, CENTER LOT - 1937 BUILDING - ADDITION Rooms 223, 320, 323, 331, 320 NW CORNER - 1944 BUILDING - ADDITION 332, 334, 336, 338, 340, 342, 344, 101B Principal's Office	Assumed	MISC	No		SF	6 ACBM with the potential for damage	Follow O&M Plan
	12" x 12" Sky Blue w/ Blue Streaks Floor Tile Mastic	12,000	SF	SOUTH END - 1904 BUILDING - MAIN Dean's Office, Rooms 106, 102, 101, 105, 107, 109, 205, 205A, 206, 312, 313, 101B Principal's Office CENTER LOT - 1937 BUILDING - ADDITION Rooms 223, 320, 323, 331, 320 NW CORNER - 1944 BUILDING - ADDITION	Chrysotile	MISC	No		SF	6 ACBM with the potential for damage	Follow O&M Plan

Chicago Public Schools

School Phillips High School

Unit 46261

Building ID 1510

Address 244 E. Pershing Rd.

Chicago, IL, 60653

Region 04

ASBESTOS REINSPECTION FINDINGS AND RECOMMENDATIONS

Management Planner's Review Table II

Managing Environmental Consultant (MEC) Carnow, Conibear and Associates

600 West Van Buren St., Ste 500
Chicago, Il, 60607

Phone: (312) 762-2900

Fax: (312) 782-5145

Management Planner's Comments Summarized at the End of the Report

HA Num	Material Description	Material Quantity	Material Units	Material Location	Asbestos Type	Material Category	Friable	Damage Quantity	Damage Units	Damage Category	Response
				Rooms 332, 334, 336, 338, 340, 342, 344, 101B Principal's Office							
	12" x 12" Off-White w/ Tan Specks Floor Tile	900	SF	SOUTH END - 1904 BUILDING - MAIN Room 013	Chrysotile	MISC	No		SF	6 ACBM with the potential for damage	Follow O&M Plan
	12" x 12" Off-White w/ Tan Specks Floor Tile Mastic	900	SF	SOUTH END - 1904 BUILDING - MAIN Room 013	Chrysotile	MISC	No		SF	6 ACBM with the potential for damage	Follow O&M Plan
	Aircell Pipe Insulation	1,000	LF	SOUTH END - 1904 BUILDING - MAIN Throughout CENTER LOT - 1937 BUILDING - ADDITION	Chrysotile	TSI			LF		
	Cardboard Pipe Insulation	1,000	LF	SOUTH END - 1904 BUILDING - MAIN Throughout CENTER LOT - 1937 BUILDING - ADDITION	Chrysotile	TSI			LF		
	Hard Joint Compound on Cardboard Pipe Insulation	1,000	SF	SOUTH END - 1904 BUILDING - MAIN Throughout CENTER LOT - 1937 BUILDING - ADDITION	Chrysotile	TSI			SF		
	Burgundy Carpeting Adhesive	800	SF	SOUTH END - 1904 BUILDING - MAIN Room 104	Assumed	MISC	No		SF	6 ACBM with the potential for damage	Follow O&M Plan
	Brown Carpet Adhesive	1,650	SF	SOUTH END - 1904 BUILDING - MAIN Rooms 004, 006	Assumed	MISC	No		SF	6 ACBM with the potential for damage	Follow O&M Plan
	Blue/Tan Carpet Adhesive	2,000	SF	SOUTH END - 1904 BUILDING - MAIN Rooms 108, 108D, 108E, 108F, 108G, 108B, 108C, 108A, 110	Assumed	MISC	No		SF	6 ACBM with the potential for damage	Follow O&M Plan
	Hard Joint Compound on Fiberglass Pipe Insulation			SOUTH END - 1904 BUILDING - MAIN Throughout	No ACBM	TSI					
	Mag Block Pipe Insulation	1,000	LF	SOUTH END - 1904 BUILDING - MAIN Throughout CENTER LOT - 1937 BUILDING - ADDITION	Chrysotile	TSI			LF		

Chicago Public Schools

School Phillips High School

Unit 46261

Building ID 1510

Address 244 E. Pershing Rd.

Chicago, IL, 60653

Region 04

ASBESTOS REINSPECTION FINDINGS AND RECOMMENDATIONS

Management Planner's Review Table II

Managing Environmental Consultant (MEC) Carnow, Conibear and Associates

600 West Van Buren St., Ste 500
Chicago, Il, 60607

Phone: (312) 762-2900

Fax: (312) 782-5145

Management Planner's Comments Summarized at the End of the Report

HA Num	Material Description	Material Quantity	Material Units	Material Location	Asbestos Type	Material Category	Friable	Damage Quantity	Damage Units	Damage Category	Response
				Throughout							
	Tank Insulation			ABATED	Abated	TSI					
	12" x 12" Off-White w/ Tan Streaks Floor Tile	1,500	SF	SOUTH END - 1904 BUILDING - MAIN Room 208 CENTER LOT - 1937 BUILDING - ADDITION Room 130	Assumed	MISC	No		SF	6 ACBM with the potential for damage	Follow O&M Plan
	12" x 12" Beige Floor Tile	5,500	SF	SOUTH END - 1904 BUILDING - MAIN Main Office Closet and Rooms 209, 211 and 213 305, 307, 309, 315	Assumed	MISC	No	8	SF	5 ACBM with potential for significant damage	Remove
	12" x 12" Beige Floor Tile			CENTER LOT - 1937 BUILDING - ADDITION Room 225	Assumed	MISC					
	12" x 12" Beige Floor Tile			SOUTH END - 1904 BUILDING - MAIN Room 108	Assumed	MISC					
	12" x 12" Off-White w/ Tan Streaks Floor Tile Mastic	1,500	SF	SOUTH END - 1904 BUILDING - MAIN Room 208 CENTER LOT - 1937 BUILDING - ADDITION Room 130	Assumed	MISC	No		SF	6 ACBM with the potential for damage	Follow O&M Plan
	12" x 12" Beige Floor Tile Mastic	5,500	SF	SOUTH END - 1904 BUILDING - MAIN Main Office Closet and Rooms 209, 211, 213, 305, 307, 309, 315	Assumed	MISC	No		SF	6 ACBM with the potential for damage	Follow O&M Plan
	12" x 12" Beige Floor Tile Mastic			CENTER LOT - 1937 BUILDING - ADDITION Room 225	Assumed	MISC					
	12" x 12" Beige Floor Tile Mastic			SOUTH END - 1904 BUILDING - MAIN Room 108	Assumed	MISC					
	1' x 1' White Ceiling Tile w/ Grooves			SOUTH END - 1904 BUILDING - MAIN Room 303, 310	No ACBM	MISC					
	Glue For 1' x 1' White Grooved Ceiling Tile			SOUTH END - 1904 BUILDING - MAIN Room 303, 310	No ACBM	MISC					
	Woven Electrical Wire Insulation	30	LF	SOUTH END - 1904 BUILDING - MAIN	Assumed	MISC	Yes		LF	7 Any remaining friable ACBM or friable	Follow O&M Plan

Chicago Public Schools

School Phillips High School

Unit 46261

Building ID 1510

Address 244 E. Pershing Rd.

Chicago, IL, 60653

Region 04

ASBESTOS REINSPECTION FINDINGS AND RECOMMENDATIONS

Management Planner's Review Table II

Managing Environmental Consultant (MEC) Carnow, Conibear and Associates

600 West Van Buren St., Ste 500
Chicago, Il, 60607

Phone: (312) 762-2900

Fax: (312) 782-5145

Management Planner's Comments Summarized at the End of the Report

HA Num	Material Description	Material Quantity	Material Units	Material Location	Asbestos Type	Material Category	Friable	Damage Quantity	Damage Units	Damage Category	Response
				Auditorium Stage Light Fixtures						suspect ACBM	
	12" x 12" Vinyl Floor Tile			SOUTH END - 1904 BUILDING - MAIN Room 204	Assumed	MISC					
	12" x 12" Vinyl Floor Tile Adhesive			SOUTH END - 1904 BUILDING - MAIN Room 204	Assumed	MISC					
	12" x 12" Vinyl Floor Tile			SOUTH END - 1904 BUILDING - MAIN Rooms 119, 120	Assumed	MISC					
	12" x 12" Vinyl Floor Tile Adhesive			SOUTH END - 1904 BUILDING - MAIN Rooms 119, 120	Assumed	MISC					
	Mud Compound			ABATED	Abated	SURFACE					
	Hard Joint Compound on Paperwrap Pipe Insulation	10	LF	CENTER LOT - 1937 BUILDING - ADDITION 1st Floor Girls Bathroom	Chrysotile	TSI	Yes		LF	7 Any remaining friable ACBM or friable suspect ACBM	Follow O&M Plan
	Paperwrap Pipe Insulation (in Pipe Chase)	10	LF	CENTER LOT - 1937 BUILDING - ADDITION 1st Floor Girls Bathroom	Chrysotile	TSI	Yes		LF	7 Any remaining friable ACBM or friable suspect ACBM	Follow O&M Plan
	Wall Insulation			NW CORNER - 1944 BUILDING - ADDITION 3rd Floor Janitor's Closet, Pipe Chase	No ACBM	TSI					
	Hard Joint Compound on Pipe Fittings			NW CORNER - 1944 BUILDING - ADDITION 3rd Floor Janitor's Closet, Pipe Chase	No ACBM	TSI					
	Fittings in Pipe Chase			SOUTH END - 1904 BUILDING - MAIN 3rd Floor Boys Bathroom	No ACBM	TSI					

Chicago Public Schools

School Phillips High School

Unit 46261

Building ID 1510

Address 244 E. Pershing Rd.

Chicago, IL, 60653

Region 04

ASBESTOS REINSPECTION FINDINGS AND RECOMMENDATIONS

Management Planner's Review Table II

Managing Environmental Consultant (MEC) Carnow, Conibear and Associates

600 West Van Buren St., Ste 500
Chicago, Il, 60607

Phone: (312) 762-2900

Fax: (312) 782-5145

Management Planner's Comments Summarized at the End of the Report

Review Date	07/14/2025
Manager Planner Name	Mike Serio
100-18488	5/15/2026
Manager IDPH License No/Expiration	

HA Number	Management Comments
	Sample to determine ACM content, remove or repair to intact.
	Non-AHERA
	Remove or repair to intact.
	If identified, continue O&M.

APPENDIX A

Assessment Sheets, Drawings and Photos

Chicago Public Schools

Carnow, Conibear and Associates

2025 AHERA REINSPECTION

Inspector Assessment Form (REASSESSMENT)

LEA NAME: **Chicago Public Schools** UNIT NUMBER: BUIDLING ID:
CITY/STATE: **Chicago, Illinois** AHERA INSPECTOR:
SCHOOL NAME: INSPECTION DATE:
ADDRESS: IDPH LICENSE NO:

INFORMATION FROM PREVIOUS INSPECTION

HOMOGENEOUS AREA:

MATERIAL DESCRIPTION:

HISTORICAL AHERA DAMAGE CATEGORY **ACBM with the potential for damage**

HISTORICAL DAMAGE REASON: **Physical Damage
Deterioration**

HISTORICAL RESPONSE ACTION: **Follow O&M Plan**

ASBESTOS TYPE: FRIABLE:

RESULTS OF REINSPECTION AND REASSESSMENT

This homogeneous area was reinspected and reassessed in accordance with Section 763.85 and 763.88 of AHERA and it's condition HAS NOT CHANGED when compared to the conditions of the last AHERA reinspection.

The current AHERA DAMAGE CATEGORY is determined to be . **ACBM with the potential for damage**

DAMAGE REASON: **Deterioration**

DISTURBANCE POTENTIAL:

MATERIAL LOCATION:

MATERIAL QUANTITY:

MATERIAL UNITS:

DAMAGE QUANTITY:

DAMAGE UNITS:

COMMENTS:

Inspector's Signature:



Date: **06/26/2025**

Chicago Public Schools

Carnow, Conibear and Associates

2025 AHERA REINSPECTION

Management Planner Review Form

LEA NAME: **Chicago Public Schools** UNIT NUMBER: BUIDLING ID:
CITY/STATE: **Chicago, Illinois** MANAGEMENT PLANNER:
SCHOOL NAME: REVIEW DATE:
ADDRESS: IDPH LICENSE NO:

HOMOGENEOUS AREA:

MATERIAL DESCRIPTION:

MATERIAL LOCATION:

MATERIAL QUANTITY:

MATERIAL UNITS:

DAMAGE QUANTITY:

DAMAGE UNITS:

In accordance with Sections 763.88 and 763.90 of the Asbestos Hazard Emergency Response Act (AHERA) the LEA must select a management planner to review the results of the inspection and assessment and recommend appropriate response actions. The original inspection of the above identified homogeneous area has been reviewed in accordance with Sections 763.88 and 763.90 with the following recommendations.

The RESPONSE ACTION recommendation is:

Follow O&M Plan

Comments:

Management Planner's Signature:



Date: **07/14/2025**

Chicago Public Schools

Carnow, Conibear and Associates

2025 AHERA REINSPECTION

Inspector Assessment Form (New Homogeneous Area)

LEA NAME: **Chicago Public Schools** UNIT NUMBER: BUILDING ID:
CITY/STATE: **Chicago, Illinois** AHERA INSPECTOR:
SCHOOL NAME: INSPECTION DATE:
ADDRESS: IDPH LICENSE NO:

INFORMATION FROM CURRENT INSPECTION

HOMOGENEOUS AREA:

MATERIAL DESCRIPTION:

MATERIAL LOCATION:

MATERIAL QUANTITY:

MATERIAL UNITS:

MATERIAL CATEGORY:

FRIABLE:

ASBESTOS TYPE:

DISTURBANCE POTENTIAL:

CONDITION:

No Damage

AHERA DAMAGE CATEGORY:

ACBM with the potential for damage

ACCESSIBILITY:

Within Reach

DAMAGE REASON:

DAMAGE REASON:

DAMAGE REASON:

DAMAGE QUANTITY:

DAMAGE UNITS:

COMMENTS:

Inspector's Signature:



Date: **06/26/2025**

Chicago Public Schools

Carnow, Conibear and Associates

2025 AHERA REINSPECTION

Management Planner Review Form

LEA NAME: **Chicago Public Schools** UNIT NUMBER: BUILDING ID:
CITY/STATE: **Chicago, Illinois** MANAGEMENT PLANNER:
SCHOOL NAME: REVIEW DATE:
ADDRESS: IDPH LICENSE NO:

HOMOGENEOUS AREA:

MATERIAL DESCRIPTION:

MATERIAL LOCATION:

MATERIAL QUANTITY:

MATERIAL UNITS:

DAMAGE QUANTITY:

DAMAGE UNITS:

In accordance with Sections 763.88 and 763.90 of the Asbestos Hazard Emergency Response Act (AHERA) the LEA must select a management planner to review the results of the inspection and assessment and recommend appropriate response actions. The original inspection of the above identified homogeneous area has been reviewed in accordance with Sections 763.88 and 763.90 with the following recommendations.

The RESPONSE ACTION recommendation is:

Follow O&M Plan

COMMENTS:

Management Planner's Signature:



Date: **07/14/2025**

APPENDIX B

Inspector and Management Planner Licenses

APPENDIX C

Laboratory Accreditations

APPENDIX D

Laboratory Results

APPENDIX E

Chain of Custody Forms

Three-Year Reinspection Key to Terms

	CODE	KEY
MATERIAL		
	ACBM	Asbestos Containing Building Materials
MATERIAL CATEGORY		
	MISC	Miscellaneous
	SURF	Surfacing
	TSI	Thermal System Insulation
MATERIAL UNITS		
	LF	Linear Feet
	SF	Square Feet
	CF	Cubic Feet
DAMAGE TYPE		
	Loc	Localized
	Dist	Distributed